

# CITRUS PRESERVATION COMMISSION AGENDA

The following information comprises the agenda of a regular meeting of the Citrus Preservation Commission to be held at 4:00 p.m. on May 12<sup>th</sup>, 2015, in the Municipal Utilities and Engineering Department Conference Room, 35 Cajon Street, Suite 15-A

**1. Call to Order – Attendance**

**2. Public Comments**

*(At this time, the Citrus Preservation Commission will provide an opportunity for the public to address them on any subject, within the jurisdiction of the Citrus Preservation Commission, which is not already scheduled on this agenda. However, any matter that requires action will be referred to staff for a report and possible action at a subsequent meeting. Comments will be limited to three (3) minutes.)*

**3. Approval of Minutes**

A. 4-14-15 Minutes

**4. New Business**

- A. Packing House update from California Citrus Cooperative's representative Daryl Perricone.
- B. Farming Report from contractor Larry Jacinto Farm's representative Chuck Hills.
- C. Update on the Subcommittee of the Citrus Preservation Commission Formed to further explore the replanting of Prospect Park.
- D. Individual commissioner reports on assigned citrus groves detailing field conditions and recommendations for future maintenance activities.
- E. Discussion on the Establishment of Perimeter Fencing on some of our Citrus groves.
- F. Discussion of Annual Citrus Report for the 2014 year.

**5. Possible Agenda Items for Next Meeting**

**6. Adjournment to Next Meeting, June 9th, 2015**

**Attachments:**

4-14-15 CPC Minutes

2014 Updated Annual Citrus Report

Larry Jacinto Expense Report for 3-31-15

In compliance with the Americans with Disabilities Act, if you need special assistance to participate in this meeting please contact Timothy Sullivan in the Quality of Life Department at (909) 798-7655 ext. 7304. Notification 48 hours prior to the meeting will enable the City to make reasonable arrangements to ensure accessibility to this meeting.

(28 CFR 35.102-35.104 ADA Title II)

NOTE: Any writings or documents distributed to a majority of the Citrus Preservation Commission regarding an open session agenda item less than 72 hours before this meeting are available for public inspection at the Quality of Life Office, 35 Cajon Street, Suite 222.



# CITRUS PRESERVATION COMMISSION AGENDA

In compliance with the Americans with Disabilities Act, if you need special assistance to participate in this meeting please contact Timothy Sullivan in the Quality of Life Department at (909) 798-7655 ext. 7304. Notification 48 hours prior to the meeting will enable the City to make reasonable arrangements to ensure accessibility to this meeting.

(28 CFR 35.102-35.104 ADA Title II)

NOTE: Any writings or documents distributed to a majority of the Citrus Preservation Commission regarding an open session agenda item less than 72 hours before this meeting are available for public inspection at the Quality of Life Office, 35 Cajon Street, Suite 222.

## Citrus Preservation Commission – Meeting Minutes

Minutes of the regular meeting of the City of Redlands Citrus Preservation Commission held on Tuesday, April 14, 2015 at 4:00 pm in the Municipal Utilities and Engineering Department, 35 Cajon Street, Suite 15A, Redlands, are as follows:

Members: Peter Buoye, Chair      Bill Oesterlein      Wayne Mishak  
Jack Steward      Rolland Moore      Gary McCormick

City Staff: Ben Matlock      Ashley Johnson      Rick Cross  
Jon Harrison, Liaison      James Garland

Farming/Packing Companies: Chuck Hills      Danny Weatherwax

Guests: Dennis Bell

1. Call to Order: The meeting was called to order at 4:00 pm.
2. Public Comments: None
3. Approval of Minutes:
  - A. The minutes of March 10, 2015, meeting was approved as written. M/S/P.
4. New Business:
  - A. Farming Report- Chuck provided the following updates:
    1. Weed spraying and irrigation currently taking place.
    2. Some Navel groves are still to be picked.
    3. ACP and thrip spray applications will begin soon.
    4. The SB County Farm Bureau and Ag. Comm. Office have started a joint ACP TF.

Packing House Report: Danny provided the following updates:

1. The demand for Navels should start to improve soon, along with the prices.
2. The statewide estimate for the Valencia yield may be down 20%. The demand is likely to focus on the smaller sized fruit.
3. The Valencia harvest should begin in May.

**B. Update on Prospect Park Subcommittee:**

1. The subcommittee held their second meeting with the public the last week of March.
2. Recommendations to the City Council still pending.
3. The drought and water will likely be a major concern for any future re-planting.

**C. Individual Commissioner Reports:**

1. No issues were noted.

**D. Discussion about the 2014 Annual Citrus Report:**

1. Ashley presented a very nice draft of the 2014 report. For the first time in years, revenue exceeded expenditures for the citrus fund. The report contained summaries for the following areas:

- A. Background
- B. Revenue and Expense Summary
- C. Farming Operations Performance
- D. Market Projection
- E. Commission Recommendations

**5. Possible Agenda Items for the next meeting:**

- A. Perimeter fencing around certain groves.
- B. Increasing the reserve portion of the citrus fund.
- C. Crop insurance.

**6. Adjournment:** The meeting was adjourned at 4:50 pm.

**7. The Next Meeting date will be May 12, 2015.**

Respectfully submitted

Bill Oesterlein  
Commission Secretary

# 2014 Redlands Citrus Annual Report



**"A CITY THAT WORKS"**

**MAY 6, 2015**

Quality of Life Department  
Citrus Division

# Table of Contents

---

Table of Contents .....	2
Introduction .....	3
Background .....	3
Revenue and Expense Summary .....	4
Farming Operations Performance (Special Contractual Vs. Receipts).....	5
Market Projection .....	6
Commission Recommendations.....	6

## **Introduction**

---

This report has been prepared in accordance with the requirements set forth in Chapter 2.64 of the Redlands Municipal Code.

The report contains the following information:

- Previous budget and production comparisons
- Current financial data (unaudited)
- Significant variances
- Management forecast

## **Background**

---

The City of Redlands owns 16 citrus groves throughout the city totaling 152 acres. They include Valencia Oranges, Navel Oranges, Ruby Star Grapefruit, and Rio Grapefruit. In 1996, the Citrus Preservation Commission (the "Commission") was established to make recommendations and advise the City Council regarding the acquisition, improvement, preservation and retention of citrus properties within the city.

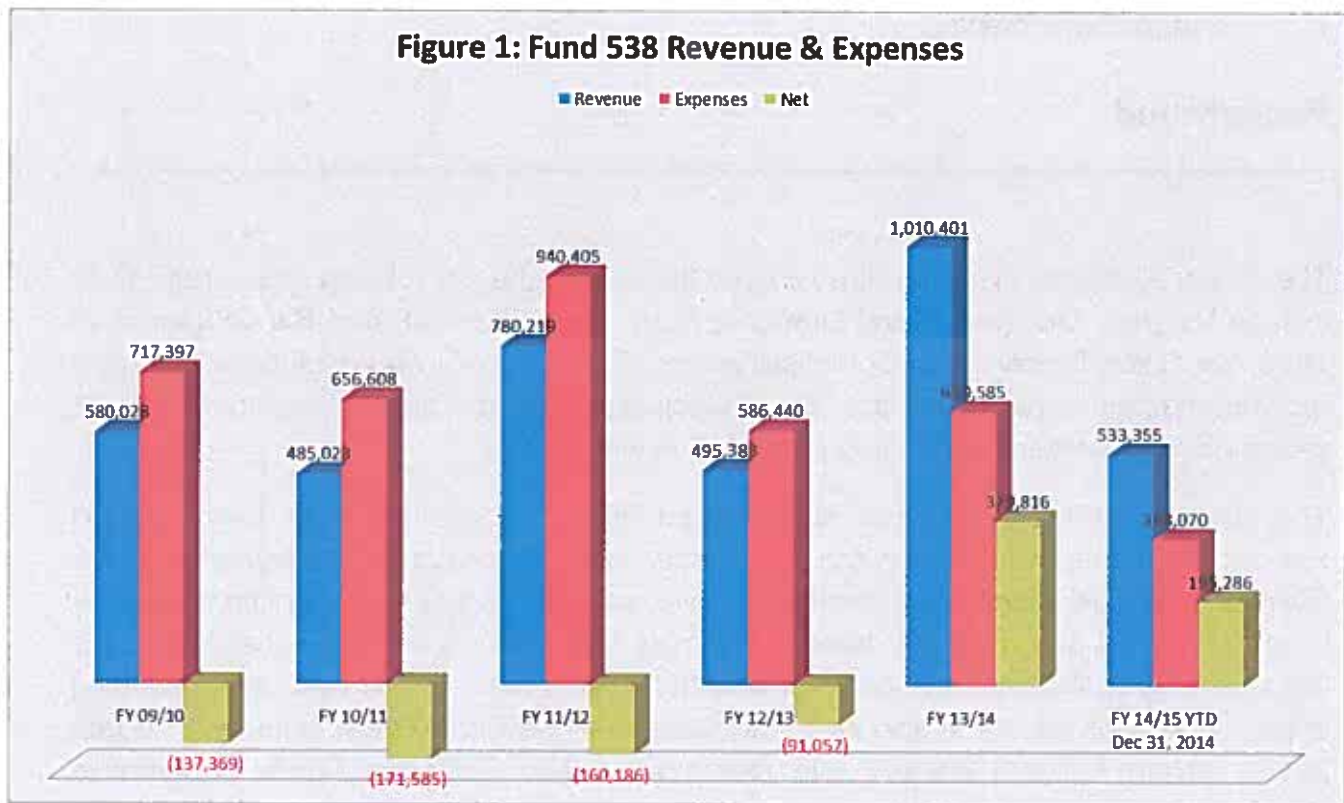
The city competitively procured and entered into an agreement with Larry Jacinto Farming for citrus farming services in January 2012. Previous to this agreement, the city's farming operations were divided into two, each having its own farming contractor billed on a time and materials basis. The new four year agreement consolidated the city's farming operations into one contract that included the care, harvest, and marketing of the city's citrus groves. It also includes selection of the Citrus Packinghouse. In March 2012, Jacinto Farming entered into membership with California Citrus Cooperative Packinghouse as the exclusive packinghouse responsible for sending the city's fruit to market.

In FY 2010/2011, the Groves Fund (538) received a \$200,000 loan from the General Fund to cover a cash shortfall. The balance of the loan on December 31, 2013 was \$201,352. The loan was paid in full on 3/5/2014.

## Revenue and Expense Summary

The recent performance of the city's citrus grove operations indicates improving financial health and viability. The fund's total revenue exceeded expenses for the first time in five years. This improvement is attributed to a substantial reduction in the city's farming expenses relative to the previous five years. Revenues increased from the previous year due to a stronger market.

**Figure 1: Fund 538 Revenue & Expenses**



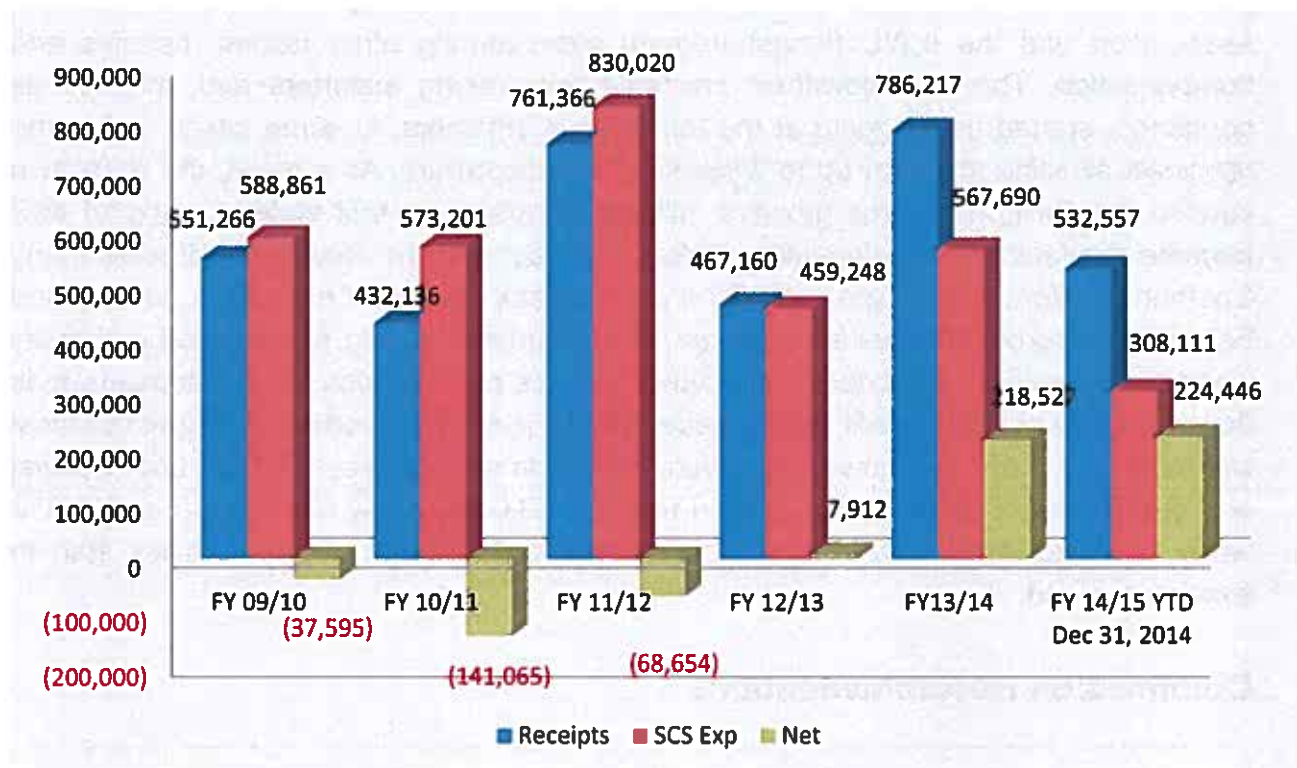
**Note:** Figure 1 includes all expenses and revenues associated with the grove fund. This includes investment income, grove receipts, general administration expenses, farming costs, insurance and utilities. Sales proceeds and expenses have been omitted from FY12/13.



## Farming Operations Performance (Special Contractual Vs. Receipts)

An important indicator of farming performance is the net difference between grove receipts from farming operations and expenses from special contractual services. As figure 2 indicates, the net proceeds increased by \$210,615 in fiscal year 2013/2014. Unaudited financial records suggest that grove receipts exceeded expenses by \$224,446 as a result of revenue from fall harvests.

**Figure 2: Grove Receipts & Special Contractual Services**



Note: Figure 2 includes revenues from fruit sales (grove receipts) and expenses from the city's farming contractor (special contractual services) only.

## Market Projection

---

Revenues during the remainder of 2014/2015 are expected to exceed expenses, but its hard to predict if they will be as productive as the previous year. The 2015 navel season started with strong FOB's, on 72's and larger first grade fruit ranging from \$23 to \$20 as most anticipated small size. October thru December California navel growers experienced high pack outs at extremely competitive FOB's. All signs aligned for a much anticipated start to the Chinese New Year 3-week pull. Consequently, a highly awaited January never arrived due to continuing problems at the three major California ports. The "Port Slowdown" finally came to a head between the Pacific Maritime Association and the ILWU (longshoreman) over, among other issues, benefits and compensation. The port slowdown caused panic among exporters and shippers as containers started backlogging at the terminals. Containers, in some cases, sat in the terminals awaiting ships for up to 3 weeks before departure. As a result, the slowdown caused the California Citrus growers millions of dollars as fruit slated for export now became available on the domestic market. Furthermore, the slowdown affected many Southern California navel growers at the normal peak months of harvest in January and February. D2 growers have experienced much hardship having experienced extremely warm temperatures, advanced fruit maturity, and the port situation. As the season winds down growers should benefit from a better domestic market heading into April but most will have to contend with lower utilization. FOB's on small sizes 113-138s both Sunkist and choice grade, which earlier season reached \$9.00 are now climbing up to \$10-\$12 while 72's and larger FOB's have come down to \$15-\$16 FOB as supplies start to exceed demand.

## Commission Recommendations

---

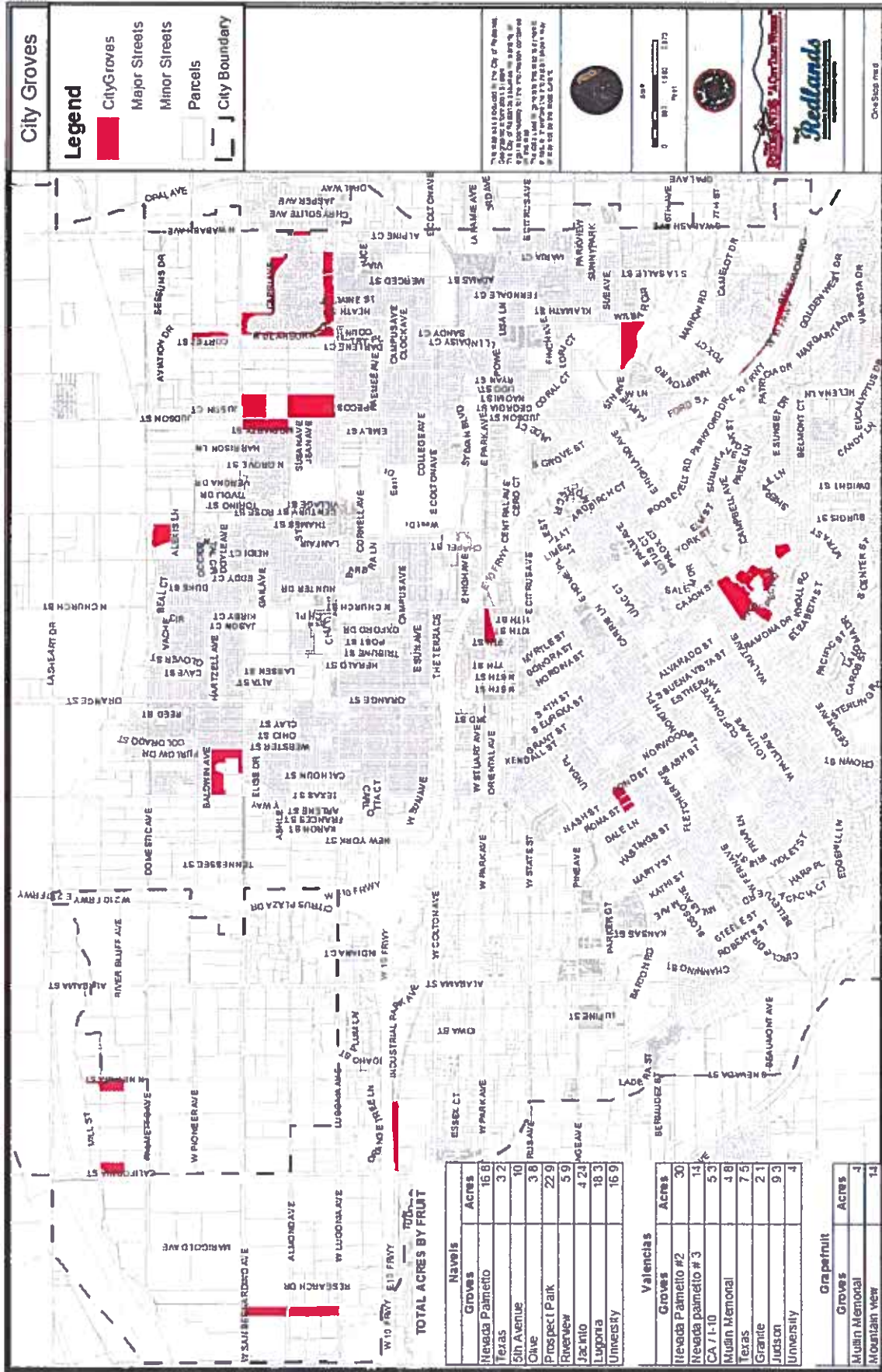
In July 2013, the Citrus Preservation Commission (the "Commission") recommended three potential projects to be funded from Palmetto Grove sale proceeds to the City Council: 1) replant the lower 11 acres of Prospect Park, 2) install perimeter fencing at various groves, and 3) establish a \$400,000 reserve fund. Of these recommendations, the Citrus Preservation Commission recommended replanting the lower 11 eleven acres of Prospect Park as highest priority due to its continued poor performance. Prospect Park grove has lost approximately \$60,986 over the past five years. The replanting of

Prospect Park will help return this grove to profitability and offset the loss of revenue resulting from the sale of the Palmetto Groves.

Following its initial recommendation, the Commission further recommended two uses of the Palmetto Grove sale proceeds: 1) reduce the aforementioned reserve fund amount from \$400,000 to \$200,000 based on Council's feedback, and 2) repay the loan amount of \$201,352 to the General Fund.

In the Fiscal year of 2014, the Citrus Preservation Commission has taken action on establishing a \$200,000 reserve fund. They have repaid the loan amount of \$201,352 in full. They have also begun the process of introducing the replanting of Prospect Park for Public and Council review which will be determined in Fiscal year 2014/15.

# APPENDIX 1- CITY GROVES MAP

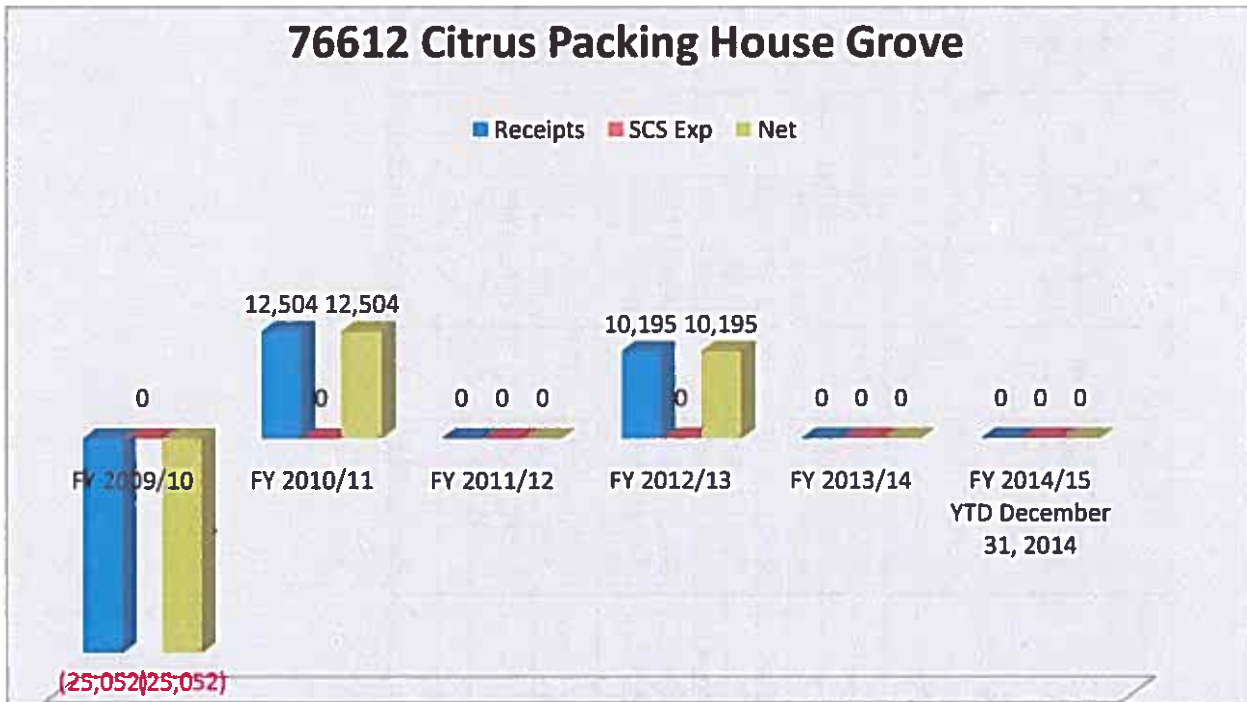
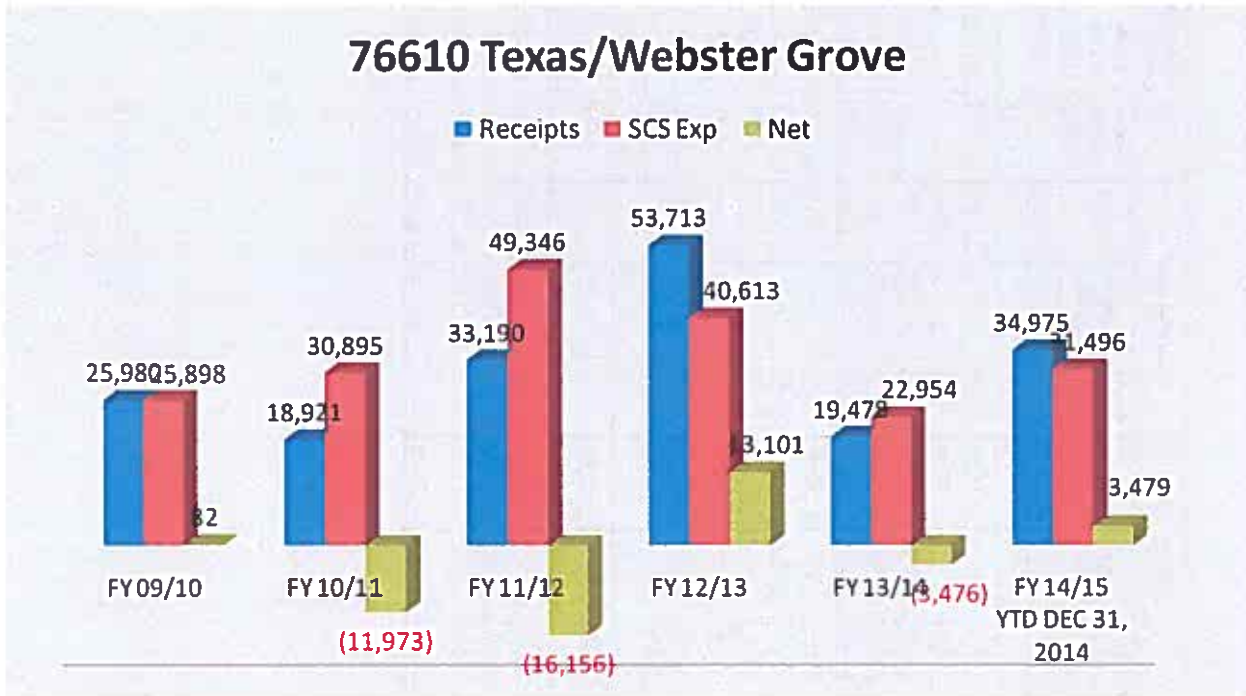




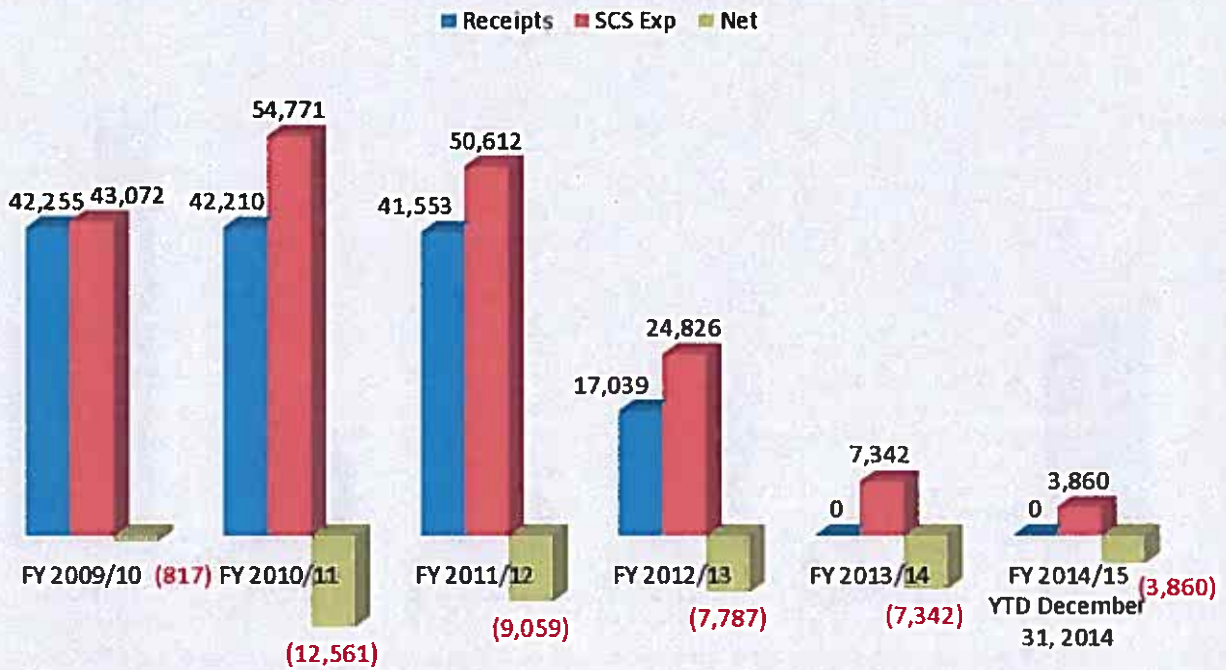
# APPENDIX 2- CITY GROVES JOB LEDGER

Fiscal Years	FY 2009/10			FY 2010/11			FY 2011/12			FY 2012/13			FY 2013/14			FY 2014/15 YTD Dec 31, 2014		
	Groves Receipts (3550)	Groves SCS Exp (5880)	Net	Groves Receipts (3550)	Groves SCS Exp (5880)	Net	Groves Receipts (3550)	Groves SCS Exp (5880)	Net	Groves Receipts (3550)	Groves SCS Exp (5880)	Net	Groves Receipts (3550)	Groves SCS Exp (5880)	Net	Groves Receipts (3550)	Groves SCS Exp (5880)	Net
Groves Job Ledgers																		
76600 General Admin		255	(255)	0		0	(115,103)	10,624	(125,727)	0		0		45,266	(45,266)	0	20,055	(20,055)
76601 AQMD Tree Planting Grant			0			0		24,285	(24,285)	0		0			0	0	0	0
76610 Texas/Webster	25,980	25,898	82	18,921	30,895	(11,973)	33,190	49,346	(16,156)	53,713	40,613	13,101	19,478	22,954	(3,476)	34,975	31,496	3,479
76612 Citrus Packing House	(25,052)	0	(25,052)	12,504	0	12,504	0	0	0	10,195	0	10,195	45,510	0	45,510	0	0	0
76616 Fifth Ave	42,255	43,072	(817)	42,210	54,771	(12,561)	41,553	50,612	(9,059)	17,039	24,826	(7,787)	0	7,342	(7,342)	0	3,860	(3,860)
76617 Judson	18,078	22,273	(4,195)	16,296	26,335	(10,039)	36,511	33,724	2,787	40,061	27,338	12,723	38,457	35,323	3,134	39,058	27,226	11,832
76618 Prospect	70,577	65,694	4,883	0	15,471	(15,471)	42,837	58,034	(15,197)	16,157	42,406	(26,249)	30,060	39,011	(8,952)	132,393	61,665	70,728
76622 I-10/California	19,238	16,191	3,047	19,740	23,434	(3,694)	40,754	30,527	10,227	36,747	24,064	12,682	34,701	26,622	8,078	19,942	21,319	(1,377)
76623 Nevada/Palmetto No. 1	60,503	58,672	1,831	11,499	35,604	(24,106)	114,100	108,282	5,818	39,158	42,844	(3,687)	142,003	77,260	64,743	14,472	1,257	13,214
76624 Olive Ave	9,498	10,681	(1,183)	9,498	10,326	(828)	96,420	44,461	51,959	5,906	8,521	(2,615)	11,308	12,368	(1,060)	25,538	10,066	15,471
76626 San Bernardino/Granite	4,779	6,383	(1,605)	4,625	9,051	(4,426)	8,710	8,799	(89)	0	9,468	(9,468)	12,163	9,314	2,849	6,394	7,875	(1,481)
76627 Nevada/Palmetto No. 2	122,373	107,733	14,639	98,222	126,548	(28,327)	174,286	123,752	50,534	42,228	32,822	9,407	85,881	29,137	56,744	23,155	1,366	21,789
76628 Nevada/Palmetto No. 3	40,455	46,260	(5,805)	45,966	64,846	(18,879)	86,458	58,146	28,312	22,339	21,935	404	50,890	24,889	26,001	10,613	1,568	9,045
76629 Lujonia Ave	107,943	98,374	9,569	84,601	78,910	5,691	90,635	71,365	19,270	30,152	52,160	(22,008)	72,480	64,725	7,755	108,026	40,364	67,661
76630 Mullin	28,437	24,711	3,726	13,604	21,255	(7,651)	30,944	30,873	71	23,713	21,947	1,766	29,040	26,846	2,194	42,800	27,354	15,446
76631 Jacinto Memorial	15,414	15,010	404	9,647	15,871	(6,224)	33,308	27,460	5,848	35,210	25,022	10,188	63,977	26,031	37,946	0	1,080	(1,080)
76632 University	10,789	32,235	(21,446)	21,098	25,237	(4,139)	40,017	45,017	(5,000)	51,799	47,089	4,711	76,433	55,156	21,278	50,822	28,979	21,843
76633 Riverview	0	6,125	(6,125)	18,877	22,021	(3,144)	0	7,778	(7,778)	26,847	16,971	9,876	40,068	21,616	18,452	0	2,618	(2,618)
76634 Mountain View	0	9,294	(9,294)	4,828	12,625	(7,797)	6,746	25,808	(19,062)	15,894	21,222	(5,328)	33,767	43,828	(10,061)	24,371	19,963	4,408
<b>Total</b>	<b>551,266</b>	<b>588,861</b>	<b>(37,595)</b>	<b>432,136</b>	<b>573,201</b>	<b>(141,065)</b>	<b>781,366</b>	<b>830,020</b>	<b>(68,654)</b>	<b>467,160</b>	<b>459,248</b>	<b>7,911</b>	<b>786,217</b>	<b>567,690</b>	<b>218,527</b>	<b>532,557</b>	<b>308,111</b>	<b>224,446</b>

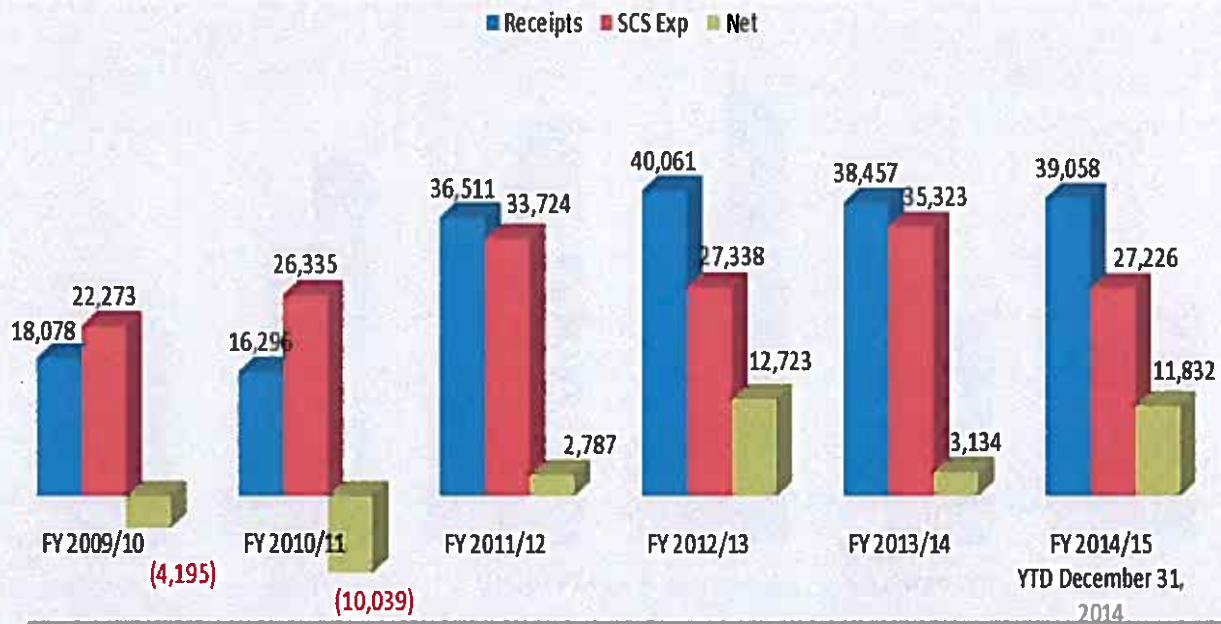
**APPENDIX 3- SUMMARY OF INDIVIDUAL GROVE PERFORMANCE**



## 76616 Fifth Ave Grove

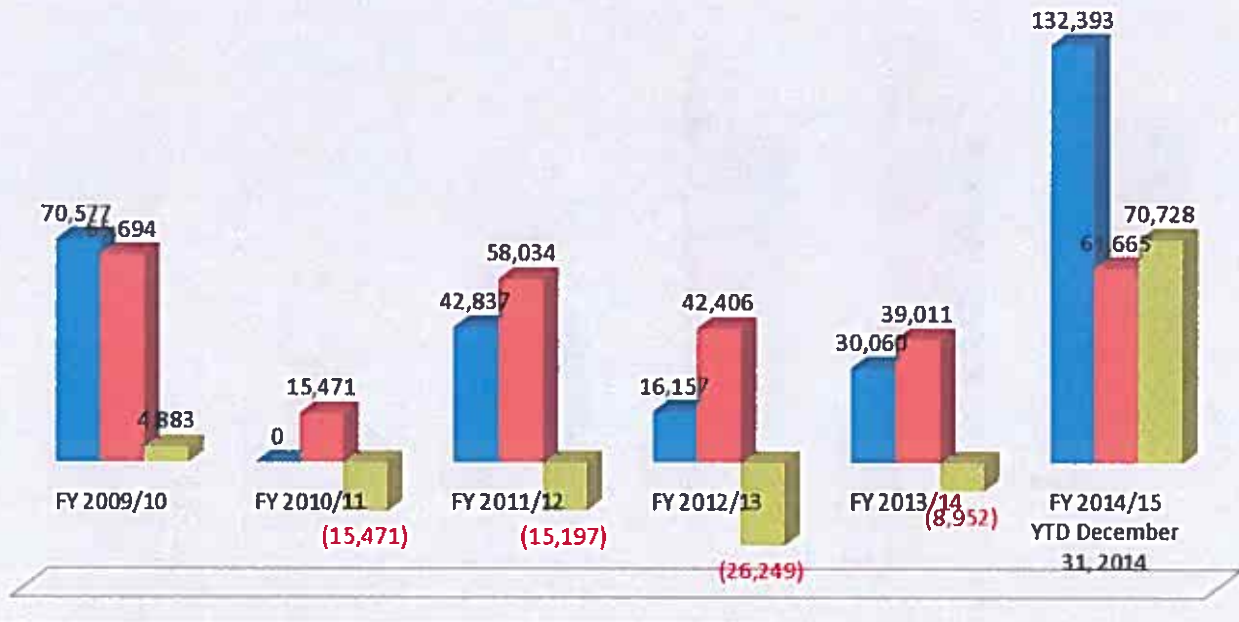


## 76617 Judson Grove



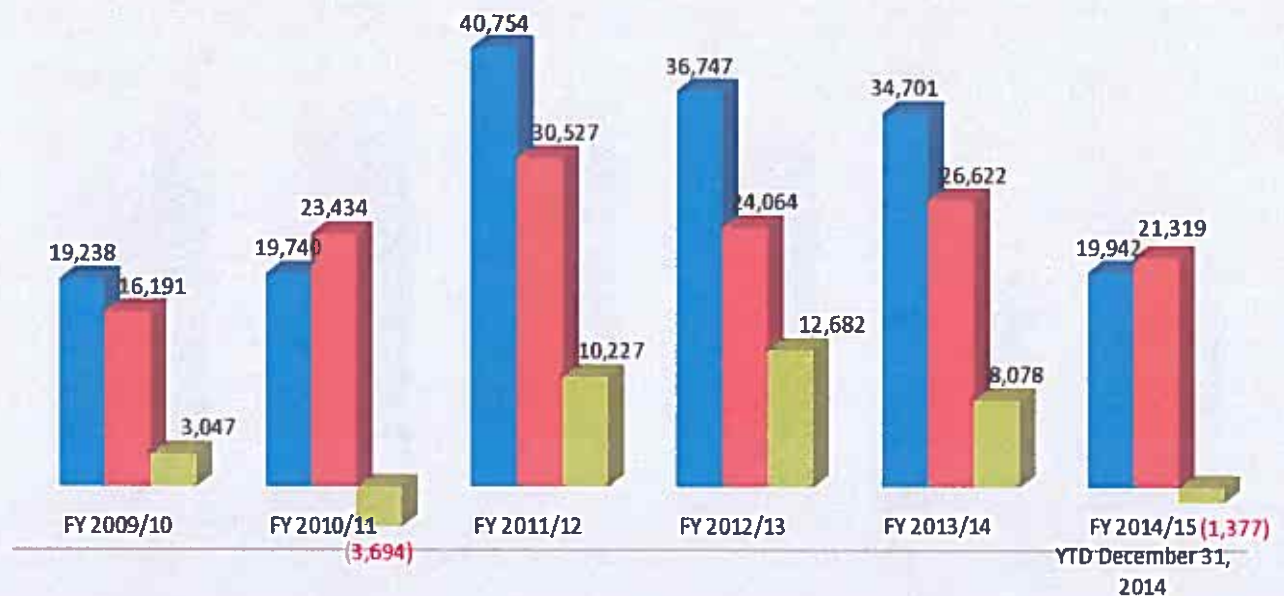
## 76618 Prospect Park

■ Receipts ■ SCS Exp ■ Net



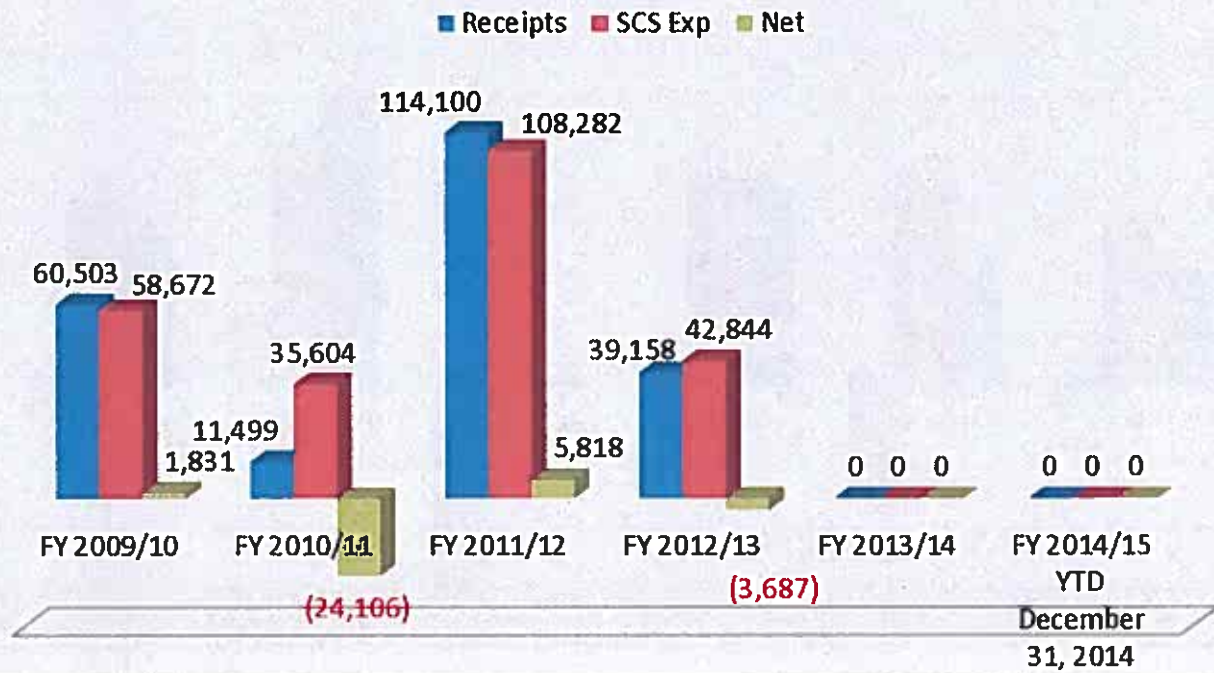
## 76622 I-10/California Grove

■ Receipts ■ SCS Exp ■ Net

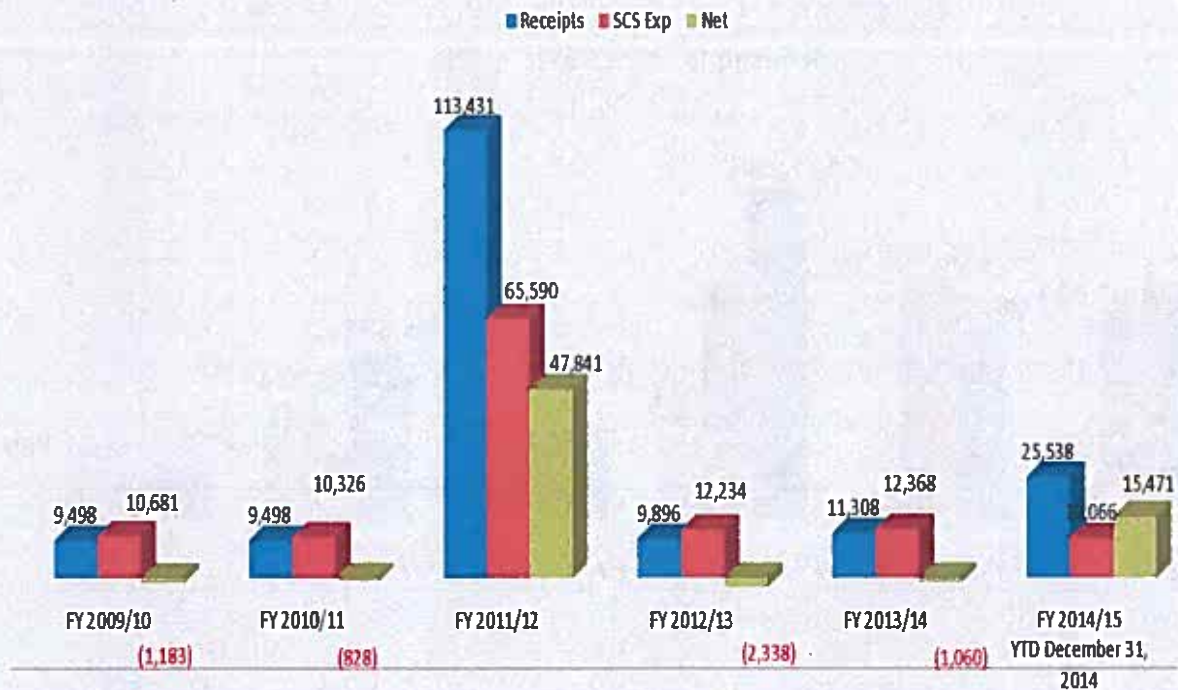




## 76623 Palmetto #1 Grove

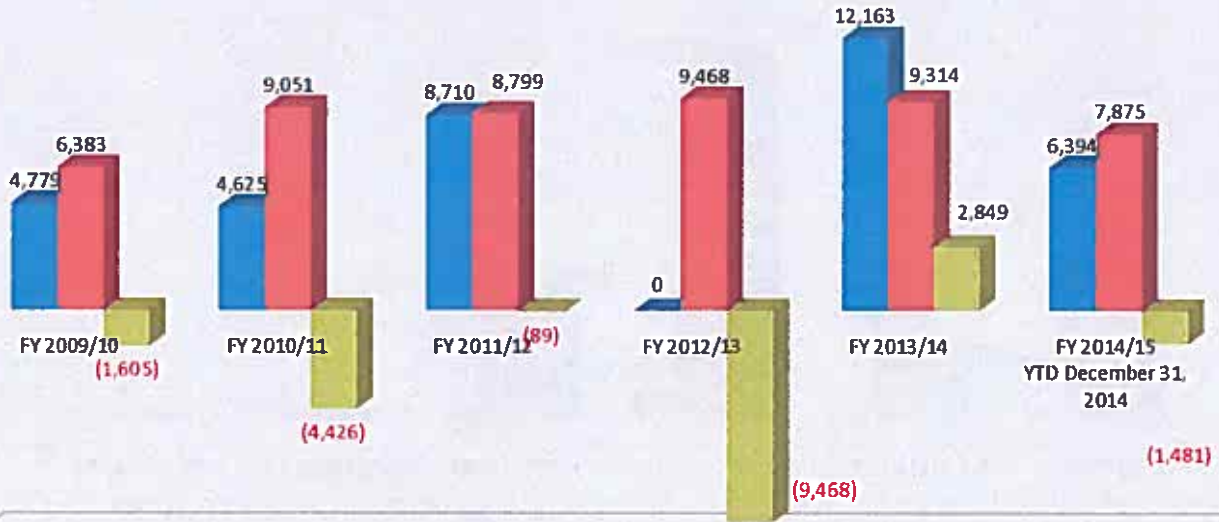


## 76624 Olive Ave Grove



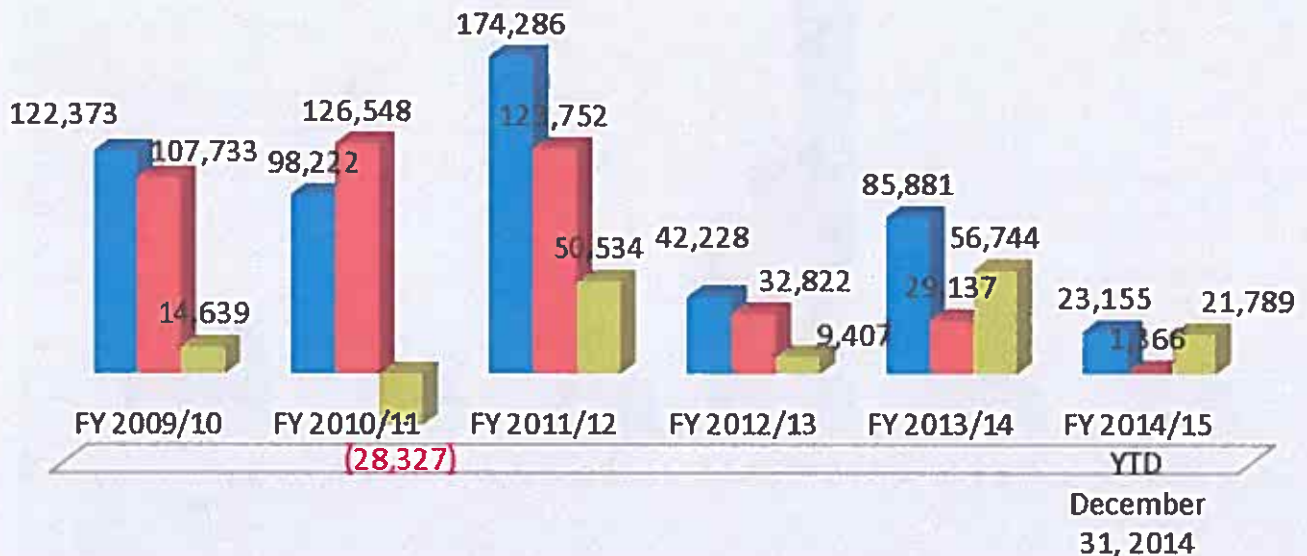
### 76626 San Bernardino/Granite Grove

■ Receipts ■ SCS Exp ■ Net



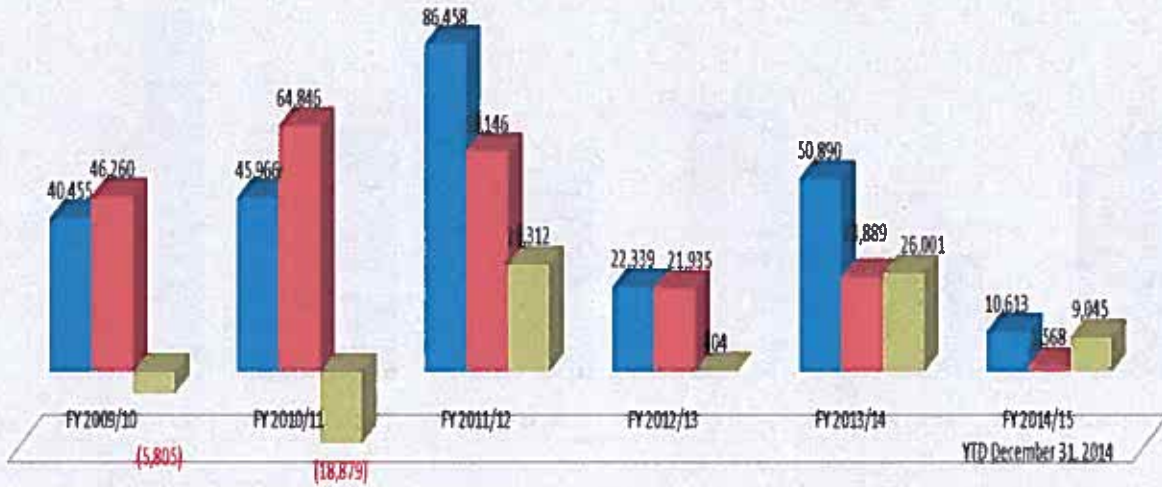
### 76627 Nevada/Palmetto No. 2 Grove

■ Receipts ■ SCS Exp ■ Net



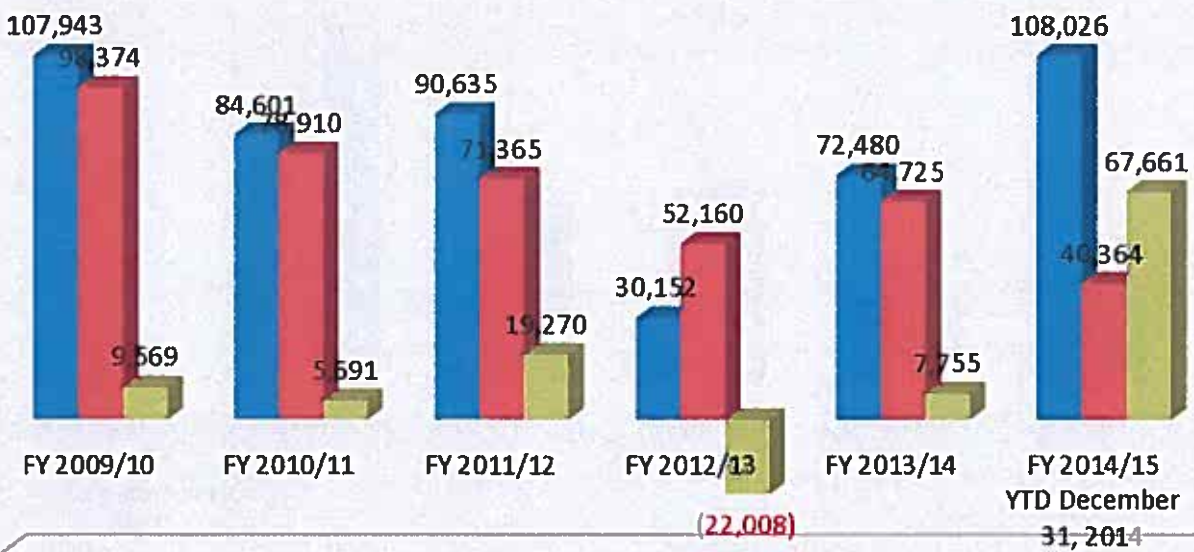
### 76628 Nevada/Palmetto No. 3 Grove

■ Receipts ■ SCS Exp ■ Net



### 76629 Lugonia Ave Grove

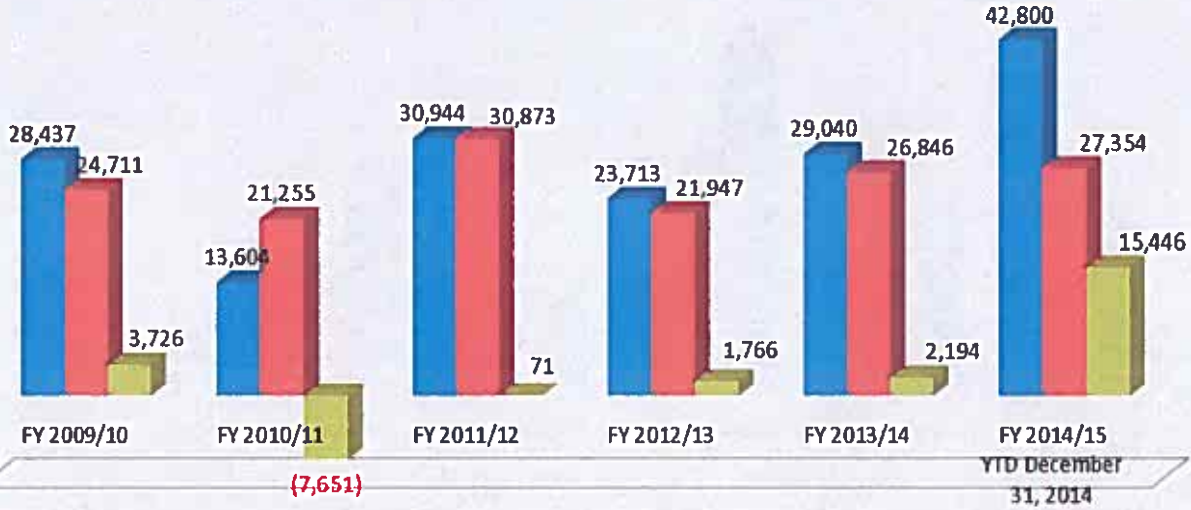
■ Receipts ■ SCS Exp ■ Net





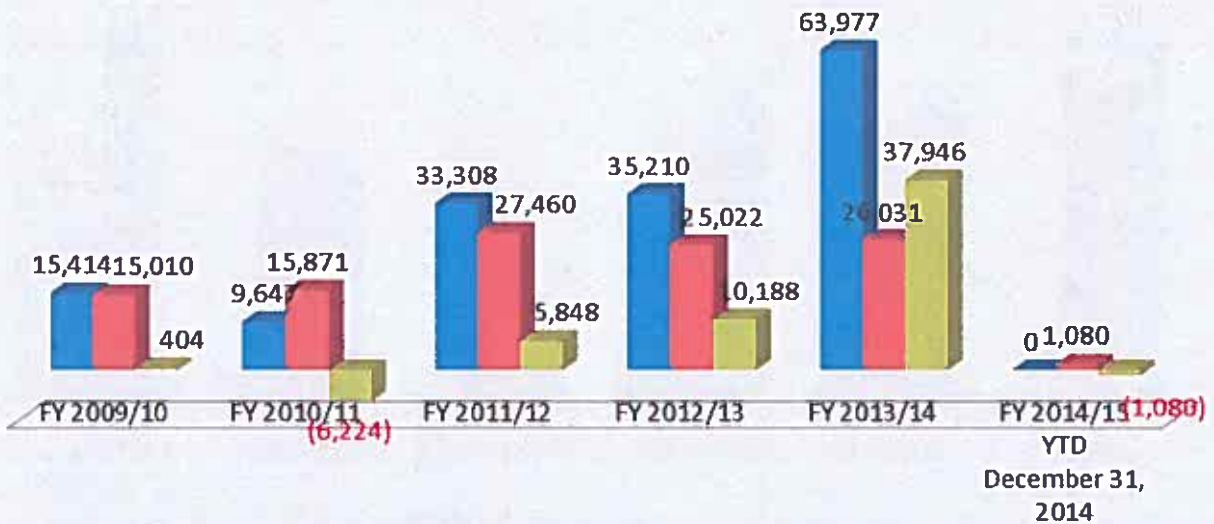
### 76630 Mullin Grove

■ Receipts ■ SCS Exp ■ Net

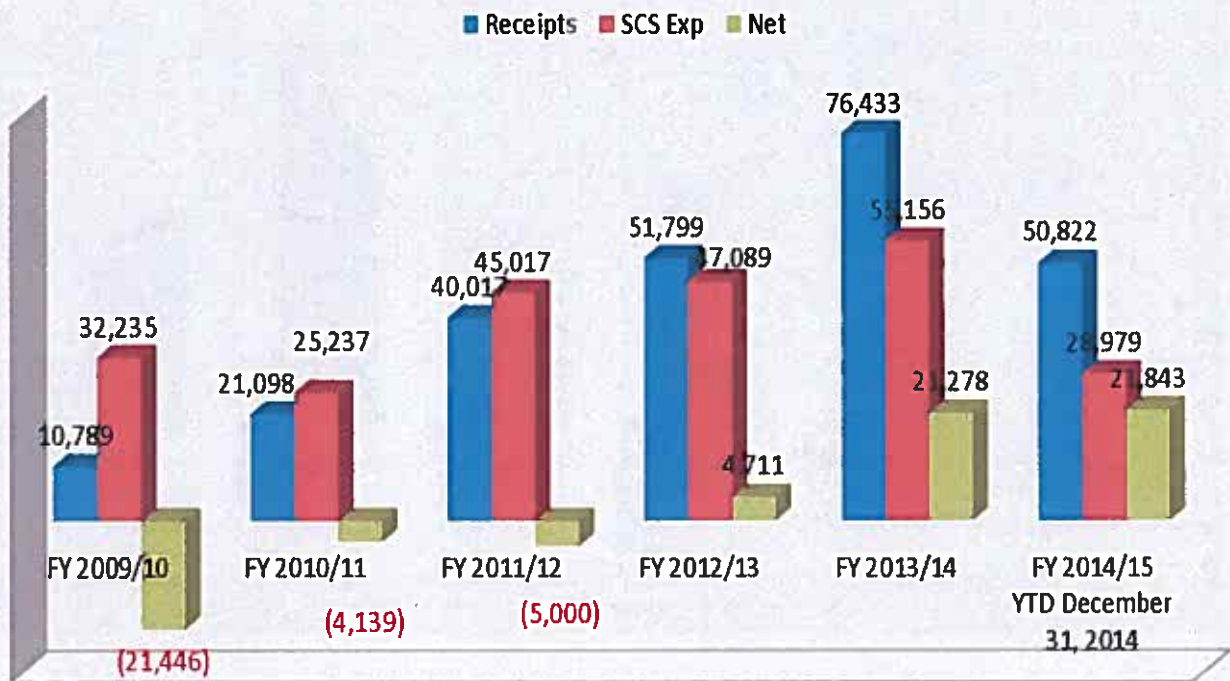


### 76631 Jacinto Memorial Grove

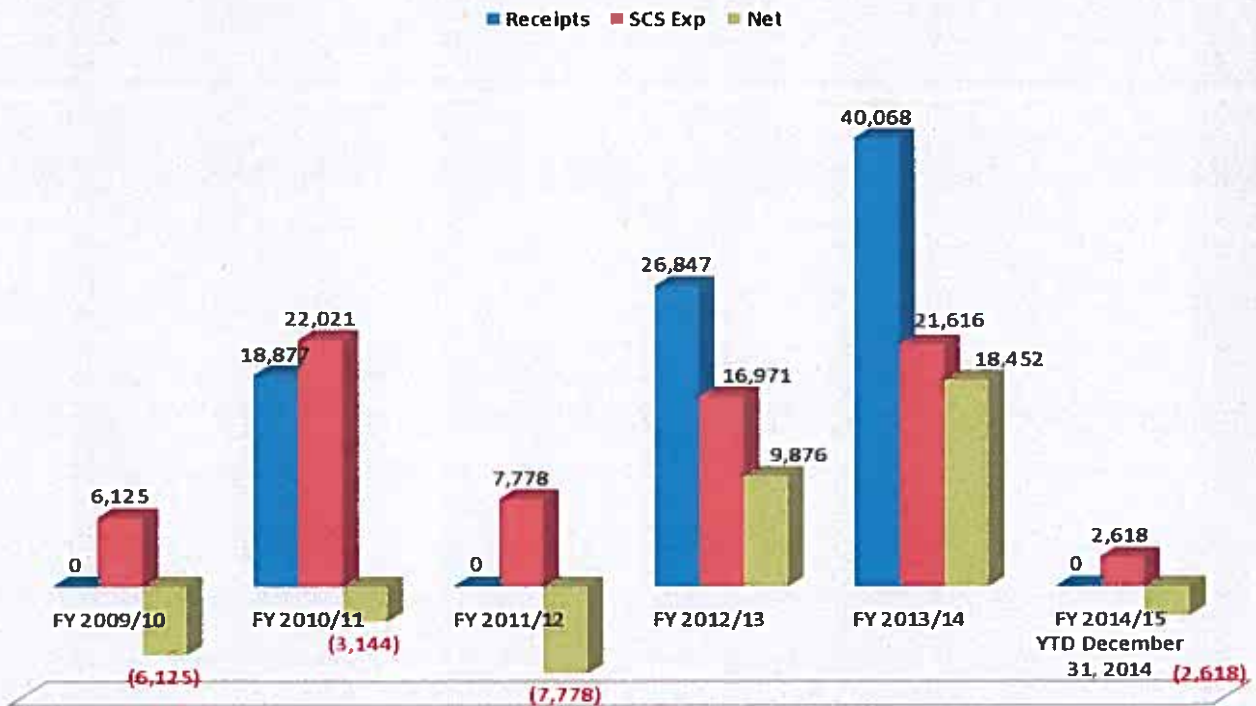
■ Receipts ■ SCS Exp ■ Net



## 76632 University Grove

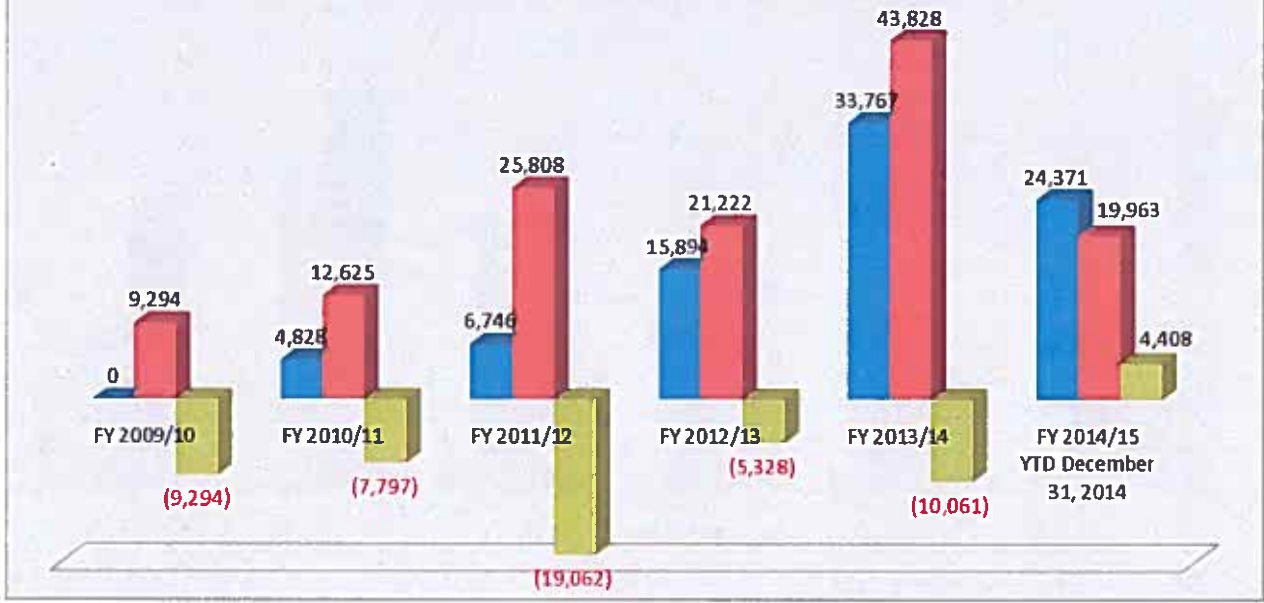


## 76633 Riverview Grove



# 76634 Mountain View Grove

■ Receipts ■ SCS Exp ■ Net



rec'd 4/6

Larry Jacinto Farming, Inc.  
P.O. BOX 275  
MENTONE CA 92359

4/13 Chris B.  
Robyn - QOL

\* please authorize  
+  
attach P.O.

# INVOICE

**Invoice #:** 103568  
**Invoice:** Mar 31, 2015  
**Ship:** Mar 31, 2015  
**Pay Terms:** 30 DAYS  
**Cust PO:** JUDSON

**Sold To:** CITY OF REDLANDS  
P.O. BOX 3005  
REDLANDS CA 92373

Date	Description	Quantity	UOM	Price	Amount
3/1/2015	MANAGEMENT FEE	9.27	acre	10.00	92.70
3/17/2015	IRRIGATION	4	hrs	15.00	60.00
3/18/2015	PEST CONTROL	4	hrs	15.00	60.00
3/18/2015	RIDOMIL 5G	8	lb	9.00	72.00
3/21/2015	IRRIGATION	3	hrs	15.00	45.00
	TOTAL:	28.27			329.70
	SALES TAX	72.00		8.00%	5.76
	<b>INVOICE TOTAL:</b>				<b>335.46</b>

538404-5880/76617  
RG

**OK TO PAY**

*Chris B.*





Larry Jacinto Farming, Inc.  
P.O. BOX 275  
MENTONE CA 92359

rec'd 4/6

# INVOICE

**Invoice #:** 103570  
**Invoice:** Mar 31, 2015  
**Ship:** Mar 31, 2015  
**Pay Terms:** 30 DAYS  
**Cust PO:** PROSPECT

**Sold To:** CITY OF REDLANDS  
P.O. BOX 3005  
REDLANDS CA 92373

Date	Description	Quantity	UOM	Price	Amount
3/1/2015	MANAGEMENT FEE	24	acre	10.00	240.00
3/17/2015	IRRIGATION	8	hrs	15.00	120.00
3/18/2015	PEST CONTROL	10	hrs	15.00	150.00
3/18/2015	RIDOMIL 5G	20	lb	9.00	180.00
3/20/2015	SPRAYING - HERBI	8	hrs	16.75	134.00
3/20/2015	ROUND UP	8.5	pt	4.35	36.97
3/20/2015	SPRAYING - HERBI	6	hrs	16.75	100.50
3/20/2015	ROUND UP	6	pt	4.35	26.10
	TOTAL:	90.5			987.57
	SALES TAX	243.13		8.00%	19.45
	INVOICE TOTAL:				1,007.02

538404-5880/76618  
EG

**OK TO PAY**





Larry Jacinto Farming, Inc.  
P.O. BOX 275  
MENTONE CA 92359

*rec'd 4/6*

# INVOICE

**Invoice #:** 103572  
**Invoice:** Mar 31, 2015  
**Ship:** Mar 31, 2015  
**Pay Terms:** 30 DAYS  
**Cust PO:** RESERVOIR RD

**Sold To:** CITY OF REDLANDS  
P.O. BOX 3005  
REDLANDS CA 92373

Page 1 of 1

Date	Description	Quantity	UOM	Price	Amount
3/1/2015	MANAGEMENT FEE	5	acre	10.00	50.00
3/5/2015	SPRAYING - HERBI	3	hrs	16.65	49.95
3/5/2015	ROUND UP	4	pt	4.35	17.40
	TOTAL:	12			117.35
	SALES TAX	17.38		8.00%	1.39
	INVOICE TOTAL:				118.74

538404-5880/76631

RG

OK TO PAY

*[Signature]*



Larry Jacinto Farming, Inc.  
P.O. BOX 275  
MENTONE CA 92359

*rec'd 4/6*

# INVOICE

**Invoice #:** 103574  
**Invoice:** Mar 31, 2015  
**Ship:** Mar 31, 2015  
**Pay Terms:** 30 DAYS  
**Cust PO:** MT VIEW

**Sold To:** CITY OF REDLANDS  
P.O. BOX 3005  
REDLANDS CA 92373

Page 1 of 1

Date	Description	Quantity	UOM	Price	Amount
3/1/2015	MANAGEMENT FEE	16	acre	10.00	160.00
3/16/2015	IRRIGATION	4	hrs	15.00	60.00
3/31/2015	IRRIGATION	4	hrs	15.00	60.00
	TOTAL:	24			280.00
	SALES TAX				.00
	INVOICE TOTAL:				280.00

538404-5870 / 76634  
RG

OK TO PAY

*Chavez*



red 46

Larry Jacinto Farming, Inc.  
P.O. BOX 275  
MENTONE CA 92359

# INVOICE

**Invoice #:** 103576  
**Invoice:** Mar 31, 2015  
**Ship:** Mar 31, 2015  
**Pay Terms:** 30 DAYS  
**Cust PO:** GRANITE

**Sold To:** CITY OF REDLANDS  
P.O. BOX 3005  
REDLANDS CA 92373

Date	Description	Quantity	UOM	Price	Amount
3/1/2015	MANAGEMENT FEE	2.66	acre	10.00	26.60
3/17/2015	IRRIGATION	2	hrs	15.00	30.00
3/17/2015	PEST CONTROL	2	hrs	15.00	30.00
3/17/2015	RIDOMIL GOLD	5	lb	9.00	45.00
3/21/2015	IRRIGATION	2	hrs	15.00	30.00
	TOTAL:	13.66			161.60
	SALES TAX	45.00		8.00%	3.60
	INVOICE TOTAL:				165.20

538404-5880 | 76626  
RG

OK TO PAY

Chris Jacinto





Larry Jacinto Farming, Inc.  
P.O. BOX 275  
MENTONE CA 92359

*rec'd 4/6*

# INVOICE

**Invoice #:** 103578  
**Invoice:** Mar 31, 2015  
**Ship:** Mar 31, 2015  
**Pay Terms:** 30 DAYS  
**Cust PO:** I-10

**Sold To:** CITY OF REDLANDS  
P.O. BOX 3005  
REDLANDS CA 92373

Date	Description	Quantity	UOM	Price	Amount
3/1/2015	MANAGEMENT FEE				
3/19/2015	IRRIGATION	5.5	acre	10.00	55.00
3/27/2015	SPRAYING - HERBI	3	hrs	15.00	45.00
3/27/2015	ROUND UP	3	hrs	16.65	49.95
		4	pt	4.35	17.40
	TOTAL:	15.5			167.35
	SALES TAX	17.38		8.00%	1.39
	INVOICE TOTAL:				168.74

*538404-5880 | 76622*

**OK TO PAY**

*[Signature]*



Larry Jacinto Farming, Inc.  
P.O. BOX 275  
MENTONE CA 92359

rec'd 4/6

# INVOICE

**Invoice #:** 103580  
**Invoice:** Mar 31, 2015  
**Ship:** Mar 31, 2015  
**Pay Terms:** 30 DAYS  
**Cust PO:** RIVERVIEW

**Sold To:** CITY OF REDLANDS  
P.O. BOX 3005  
REDLANDS CA 92373

Page 1 of 1

Date	Description	Quantity	UOM	Price	Amount
3/1/2015	MANAGEMENT FEE	8	acre	10.00	80.00
3/14/2015	IRRIGATION	3	hrs	15.00	45.00
3/21/2015	IRRIGATION	3	hrs	15.00	45.00
3/27/2015	SPRAYING - HERBI	6	hrs	16.65	99.90
3/27/2015	ROUND UP	9	pt	4.35	39.15
3/28/2015	IRRIGATION	3	hrs	15.00	45.00
	TOTAL:	32			354.05
	SALES TAX	39.13		8.00%	3.13
	INVOICE TOTAL:				357.18

538404-5880/7663B  
EG

OK TO PAY

  
\_\_\_\_\_

