

**CITY OF REDLANDS**  
**MUNICIPAL UTILITIES/PUBLIC WORKS COMMISSION**  
**MEETING AGENDA**  
**MONDAY, DECEMBER 5, 2022**

**ADEKUNLE OJO**  
Chairperson

**STEVE STOCKTON**  
Vice Chairperson

**ROBERT MEALS**  
Commissioner

**ZACHARY TRAVIS**  
Commissioner

**THOMAS BREITKREUZ**  
Commissioner

**DAVID GARCIA**  
Commissioner

**CHANDRASEKAR 'CV'**  
**VENKATRAMAN**  
Commissioner

**JOHN R. HARRIS**  
Municipal Utilities  
& Engineering  
Director

**GOUTAM DOBEY**  
City Engineer

**4:00 PM Open Public Meeting**  
**City Council Chambers**  
**Civic Center, 35 Cajon Street, Redlands, California**

*Although the meeting is open to the public, seating has been reduced to allow for social distancing.*

**To join via Zoom on a computer, laptop, or smart device:**  
Please visit [www.zoom.us](http://www.zoom.us), click on *Join a Meeting*  
Enter the **Meeting ID 898 9918 5397**, then run the Zoom launcher

**To join via Zoom with audio only (cell phone or landline):**  
Dial **1-877-853-5247**; Enter the **Meeting ID 898 9918 5397**

*Should the City lose connectivity on Zoom, we will halt the meeting until it can be restored. In the event the City cannot reestablish Zoom connectivity in a reasonable amount of time, the meeting will be adjourned to a future date.*

*Anyone desiring to speak on an agenda item at this meeting may do so during the consideration of that item. Due to time constraints and the number of persons wishing to give oral testimony, public comments will be limited to three (3) minutes.*

- *To provide comment in person, simply raise your hand to speak*
- *To provide comment through Zoom (on a computer, laptop, or smart device), click the "Raise Hand" button and the moderator will unmute you when it is your turn to speak*
- *To provide comment via audio only (cell phone or landline), dial \*9 to "Raise Hand" and the moderator will identify you by your area code and last 3 numbers of your telephone number when it is your turn to speak.*

*The following comprises the agenda for the regular meeting of the Municipal Utilities/Public Works Commission of the City of Redlands.*

**CITY OF REDLANDS**  
**MUNICIPAL UTILITIES/PUBLIC WORKS COMMISSION**  
**MEETING AGENDA**  
**MONDAY, DECEMBER 5, 2022**

**A. ATTENDANCE & CALL TO ORDER**

**B. PUBLIC COMMENT**

(Any person wishing to provide public comment may do so at this time.)

**C. APPROVAL OF MINUTES**

- a. **October 3, 2022 Regular Meeting Minutes**

**D. COMMUNICATIONS**

- a. **Director's Report**

**E. NEW BUSINESS**

- a. **Commissioner Term Renewals**
- b. **Nominations & Election – MUPWC Chair (1 year term)**
- c. **Nominations & Election – MUPWC Vice Chair (1 year term)**
- d. **MUPWC – Student Commissioner**
- e. **City Groves – Irrigation Sources Update**

**F. COMMISSIONER ANNOUNCEMENTS, REPORTS ON ACTIVITIES, AND/OR REQUEST FOR FUTURE AGENDA ITEMS**

**G. ADJOURNMENT – Next Meeting is February 6, 2022 @ 4:00 pm**

**ATTACHMENTS:**

- 1. Draft Minutes of October 3, 2022 Regular Meeting**
- 2. Director's Report**

**DRAFT**  
**(for MUPWC review on 12/5)**  
**MINUTES**

Regular meeting of the City of Redlands Municipal Utilities/Public Works Commission on October 3, 2022 at 4:00 PM in the Council Chambers at the Civic Center, 35 Cajon Street. The meeting was an in-person meeting with teleconferencing available via Zoom. Votes were conducted in person and by roll call.

**A. ATTENDANCE & CALL TO ORDER**

Present: Adekunle Ojo, Chairperson  
Steve Stockton, Vice Chairperson  
David Garcia, Commissioner  
Chandrasekar 'CV' Venkatraman, Commissioner  
Zachary Travis, Commissioner (joined remotely at 4:10 PM)  
Robert Meals, Commissioner  
Thomas Breitzkreuz, Commissioner

Staff: John Harris, Municipal Utilities & Engineering Director; Goutam Dobey, City Engineer; Johana Silva, Commission Liaison/Assistant Engineer; Mayor Pro Tempore Eddie Tejada; Fernando Mata, Wastewater Operations Superintendent (joined remotely); Jung Park, Laboratory Manager (joined remotely)

Chairperson Ojo called the meeting to order at 4:00 PM, thanked and welcomed everyone for attending, and offered any public present and joining virtually the opportunity to provide comment on any item on the agenda.

**B. PUBLIC COMMENT**

None forthcoming.

**C. APPROVAL OF MINUTES**

Discussion ensued regarding the maximum cap on the water conservation rebates with a general census to clarify the language in the minutes. On motion of Commissioner Garcia, seconded by Vice Chair Stockton, the minutes of the regular meeting of August 1, 2022, were unanimously approved.

**Vote:** 6 – 0 Passed

**D. COMMUNICATIONS**

**a. Director's Report**

Director Harris welcomed everyone to the meeting and provided highlights to his Director's Report.

Updates were provided on the following:

**DRAFT**  
**(for MUPWC review on 12/5)**  
**MINUTES**

*Upcoming City Council Meeting Agenda Items:* A list of upcoming City Council agenda items is provided in the report.

*Update WWTP P2 Project Update:* The City received the 90% design plans which is currently under review; however, the City will not be receiving the \$45M State Revolving Fund (SRF) loan. Staff is currently discussing the next steps for the project.

*Sunset Reservoir Replacement - Land Lease Agreement:* The project is currently on hold to allow Staff to explore a funding opportunity for a grant with a 25% local match to fund the land acquisition, engineering and construction of a 10 MG concrete reservoir.

*Water Meter Replacement Project:* Phase I of the five (5) year project is finished. Phase II is authorized and schedule to begin early next year. This is subject to change due to supply chain issues causing challenges to obtaining water meters.

*PMP Update:* The FY 21/22 PMP is complete. The FY 22/23 PMP will be designed in-house.

*Annual Citywide Sidewalk/ADA Ramp Replacement Project Update:* The FY 21/22 project is complete.

*Capital Improvement Project (CIP) Update Q3 Update:* The FY 21/22 CIPs are concluding and beginning the FY 22/23 phase of the project. Phase I of the Well Rehabilitation & Booster Pump Replacements is completed. A Notice To Proceed has been issued for Phase II. A list of wells for Phase II is included in the report.

*Wastewater Treatment Plant Project Update:* Phase 1B will be completed this week.

Several comments ensued regarding the Water Meter Replacement Project including the use alternative brands of water meters, reducing the size of the water meters, replacing all non-potable and large diameter water meters, including a water budget for Phase II and restructuring the metering fees. Discussion continued regarding staff's capability to operate the plants and contingencies for the current staff shortages.

Commission inquiries ensued regarding the location of the sunset reservoir tank and the land appraisal, clarification on the proposed increased to the commercial water rebate amount, and cost analysis of rebate program. Chairmen Ojo recommended obtaining an outside consultant to take a holistic view of the water conservation rebate program. Discussion continued regarding acquiring back payments for the large diameter meter that were bypassed, and the evaluation of existing water exchange agreements. Mr. Harris clarified an item on the report for the Well Perchlorate Treatment Evaluation which has been included in the budget due to the possible lowering of the perchlorate limit by State Water Resource Control Board (SWRCB) Division of

**DRAFT**  
**(for MUPWC review on 12/5)**

**MINUTES**

Drinking Water (DDW). An inquiry was made to the type of liner needed for Well 32. Staff will clarify the type of liner in the next meeting.

**b. Commission Liaison Updates**

**i. MUPWC's Annual Report to City Council**

Ms. Silva stated the City Manager's office has schedule the commission's annual report to present to City Council for March 7, 2023.

**E. NEW BUSINESS**

**a. Commissioner Term Renewals**

Mr. Harris informed the commission that the reappointments of Steve Stockton and Chandrasekar Venkatraman to each serve second terms on the Municipal Utilities/Public Works Commission is on the October 4, 2022 City Council meeting agenda.

**b. City Groves – Irrigation Sources (53:06)**

Mr. Harris gave an overview of the irrigation sources of the City's citrus groves. Staff has been analyzing the water use of each grove and the ability to connect to non-potable water sources. Transitioning these groves to the recycled water system will be a long-term project. The commission enquired about salt and nutrient concerns in switching from potable to recycled water. Possible solutions stated are using fire hydrant high lines for the occasional flushing of groves or utilizing the unused water in the Crafton Water Company 1953 policy that limits the amount of water to the Tate Water Treatment Plant.

**c. Water System Master Plan – Discussion & City Council Recommendation**

Mr. Harris stated that the agenda packet included responses to Commissioner Garcia's comments stated during the August comment meeting. Discussion ensued regarding unusefulness and unclear Table 7-1 and Table 7-2, SWRCB will no longer permit blending as an alternative treatment, the Santa Ana sucker fish preservation effort's impact on water supply and the pressure range of 40 to 150 psi in the report not matching the figures. Commissioner Garcia questioned the low service life in the water facility service life and asked for the language to clarify that the service life includes the wells and equipment. David Garcia questioned if the potable water system has been fully metered before 2008. Commissioner Ojo suggested changing the language to say "fully metered" without stating 2008.

A motion was made by Commissioner Venkatraman and seconded by Commissioner Stockton to recommend to City Council the adoption of the Water System Master Plan contingent on the commissioner's comments. The motion passed 7-0.

**F. COMMISSIONER ANNOUNCEMENTS, REPORTS ON ACTIVITIES, AND/OR REQUESTS FOR FUTURE AGENDA ITEMS**

Items requested for the next regular Commission meeting agenda were as follows:

**DRAFT**  
**(for MUPWC review on 12/5)**  
**MINUTES**

City Groves (Irrigation Sources) – Update of the city groves and the transition to recycled water as a water source.

Mr. Stockton asked the commission to be mindful of the public when using acronyms in meeting. Mr. Meals asked for an acronym page to be included in the agenda packet. Mr. Stockton suggested using project water in the Tate Water Treatment Plant to track operational issues. The commission suggested the groundwater well efficiency table attached in the agenda packet should be condensed and simplified for the average reader before placing in the Water Systems Master Plan.

Commissioner Ojo announced several actions are taking place to support the State's future water savings. CA Department of Water Resources (DWR) submitted outdoor water use efficiency recommendations to the State Water Resources Control Board resulting in water savings of 100,000 acre-feet a year starting in 2023 and 450,000 acre-feet per year starting in 2030. Governor Newsom signed AB 1157 to lower the indoor water use standard to 47 gallons per person per day starting in 2025 and 42 gallons per person per day beginning in 2030. The State will provide financial assistance for turf transition and water conservation programs. Governor Newsom signed AB 2142 that will exempt state income tax calculations from rebates.

**G. ADJOURNMENT – Next regular meeting is December 5, 2022 at 4:00 PM**

There being no further business the meeting adjourned at 5:26 PM. The next regular meeting of the City of Redlands Municipal Utilities/Public Works Commission is scheduled for December 5, 2022.





City of  
**REDLANDS**  
Incorporated 1888  
Municipal Utilities & Engineering Department

JOHN R. HARRIS  
Director

MEMORANDUM

TO: Adekunle Ojo, Municipal Utilities/Public Works Commission Chair

FROM: John R. Harris, Municipal Utilities & Engineering Department Director

DATE: November 28, 2022

SUBJECT: December 5, 2022 Director's Report

---

Hello and thank you for serving the Redlands community as a Municipal Utilities/Public Works Commissioner (MUPWC)! City of Redlands Municipal Code Chapter 2.38 establishes the responsibilities of the MUPWC as follows:

*"The commission is a resource for the City Council and City staff and buffer with the general public. In its advisory capacity, the commission shall be knowledgeable of all public works, utilities and engineering programs. The commission shall, through the individual and collective expertise of its members, provide advice to the Public Works and Municipal Utilities Departments regarding the public acceptability of proposed plans, programs and projects."*

**Upcoming City Council Meeting Agenda Items**

1. 4351 – Speed Limit Ordinance 2<sup>nd</sup> Reading (December 6)
2. 4445 – Sedaru Agreement (December 6)
3. 4446 – Dudek Wellhead Perchlorate Agreement (December 6)
4. 4450 – Sidewalk Replacement Project Award (December 6)
5. 4458 – East Valley Corridor Agreement Amendment (December 6)
6. 4459 – DIF Study Agreement Second Amendment (December 6)
7. 4460 – Sunset Temporary Reservoir Bid Rejection (December 6)
8. 4469 – Hinckley WTP Sludge Press Amendment (December 6)
9. 4361 – Annual Contractor List (December 20)
10. 4475 – Water Master Plan Adoption (December 20)
11. 4484 – DWR Stream Gauge License (December 20)
12. 4481 – Sunset Reservoir Grant Application (December 20)

**City Groves Irrigation Sources**



The City anticipates Title 22 approval to transition the Palmetto Grove to recycled water irrigation soon. MUED submitted retrofit plans and a Title 22 Engineering Report to the Water Board in early-November. The Water Board very recently returned minor proposal comments. This will reduce the potable water system burden by approximately 40 – 50 AFY. The Prospect Park Grove is the next most likely candidate for a transition to a non-potable water irrigation source. MUED and FCS are coordinating schedules to review the City Grove irrigation analysis and discuss opportunities to transition additional groves to non-potable water irrigation sources.

### **Update WWTP P2 Project Update**

Parsons Engineering continues to develop and refine the WWTP Improvement Project Phase 2 design, and has made significant progress toward completion of the following design elements:

Task 1 – Conduct Facility Condition Assessment	P1 = 100%/P2 = 99%
Task 2 – Develop Multipurpose Project Report/Implementation Plan	100% Complete
Task 3 – Provide Engineering Design Services	P1 = 100%/P2 = 90%
Task 4 – PM, Communication, QC	P1 = 100%/P2 = 90%

MUED submitted a \$45M State Revolving Fund (SRF) loan application for construction of these improvements prior to the December 31, 2021 and recently learned that the application was not selected for full or partial funding. The application will be reconsidered during the next SRF cycle. Parsons recently provided a Preliminary Construction Cost Estimate for all project elements totaling approximately \$90M, which includes approximately \$56M in direct project costs. MUED staff recently submitted 90% design plan review comments and Parsons is finalizing the plan set.

### **Sunset Reservoir Replacement – Land Lease Agreement**

A new land appraisal by a mutually agreed upon consultant is currently underway. MUED is preparing a \$24M grant application to fund the Sunset Reservoir Replacement Project. If awarded, the funding may be used for engineering, permitting, and construction of a 10 MG concrete reservoir.

### **Water Meter Replacement Project**

We have begun a five (5) year project to replace all potable and non-potable water meters within the Redlands service area. Ferguson Waterworks was selected to supply and install the water meters, meter box lids, and Automated Metering Infrastructure (AMI) hardware for use in the future. Ferguson recently completed Phase I of the project, which replaced all non-potable and large diameter meters.



Phase II (FY 22/23) of the project will focus on residential and small diameter commercial water meter replacements and AMI hardware retrofits. Prior to ordering water meters, MUED staff physically audits each location to confirm the type and size of each water meter. An updated Project Location Map is included as Attachment “B”.

### **PMP Update**

MUED is currently preparing construction plans for the FY 22/23 project. A preliminary project location map is provided as Attachment “C”.

### **Annual Citywide Sidewalk/ADA Ramp Replacement Project Update**

MUED recently finalized the FY 22/23 project plans and issued a construction phase Request For Bids. Eleven (11) construction bids were received and Tryco General Engineering submitted the lowest bid (\$945,630). City Council will consider a contract award recommendation on December 6, 2022. A project location map is provided as Attachment “D”.

### **2021 Q3 Capital Improvement Project Update**

The MUPWC is charged with, among other things, “*annually reviewing the City CIP under the purview of the Public Works and Municipal Utilities Departments*” (Municipal Code 2.38.030). However, during the December 7, 2020 MUPWC meeting, the Commission asked the MUED staff to provide quarterly CIP updates. A summary and status of CIP projects is provided in Attachment “E”. Highlights of current projects are provided below:

1. Multi-Year Well Rehabilitation & Booster Pump Replacements – Four (4) potable water wells and three (3) non-potable water wells are being rehabilitated in FY 22/23. A Notice To Proceed has been issued and the project is currently underway. Following is a short list of specific groundwater wells scheduled for rehabilitation with this project:
  - a. Task 2.1 - Madeira Well (potable)
  - b. Task 2.2 - Mentone #2 Well (potable)
  - c. Task 2.3 - Well #38 (potable)
  - d. Task 2.4 - Well #39 (potable)
  - e. Task 2.5 - New York Street Well (non-potable)
  - f. Task 2.6 - Well #11 (non-potable)
  - g. Task 2.7 - Well #36 (non-potable)
  
2. Recycled Water Reservoir Engineering – This project is underway and Carollo Engineers recently submitted a draft Technical Memo recommending construction of a single 2.5 MG concrete reservoir and several distribution system improvements. Carollo is now executing the 30% Engineering and Survey/Geotechnical scope of work.

3. Tate WTP Raw Water Influent Pipeline Engineering – This project is underway and Carollo Engineers recently submitted a draft Technical Memo analyzing three (3) alignment alternatives.
4. Hinckley WTP Sludge Press Engineering – This project is underway and Dudek recently submitted a draft Technical Memo analyzing several press configuration alternatives. MUED is working with Dudek to identify potential construction cost reduction alternatives.
5. Well Perchlorate Treatment Evaluation – City Council will consider a Professional Services Agreement award recommendation on December 6, 2022.
6. University Street/Brockton Avenue Traffic Signal - Currently in construction. Materials have been ordered. Due to supply chain issues, installation is anticipated to begin in January 2023.
7. FY 22/23 Waterline Replacement Project – A Request For Bids was recently issued for the construction phase of this project. A Project Location Map is provided as Attachment “F”.
8. Phase II Water Distribution SCADA Upgrade - Design is complete, and materials have been ordered. Installations began recently and will continue through 2023.
9. 2022 Orange Blossom Trail Phase 3 Project – Dearth, Inc. is currently constructing this project and is approximately 50% complete.
10. FY 22/23 Alley Paving Project – Tryco General Engineering is currently constructing this project and is approximately 25% complete. A project location map is provided as Attachment “G”.
11. FY 22/23 Sewerline Replacement Project – MUED staff is currently developing this project and will issue a construction bid notice soon. A preliminary project location map is provided as Attachment “H”.
12. The 2022 HSIP Cycle 8 Ped Heads, 2022 HSIP Cycle 8 EVP, 2022 Senior Outdoor Dining, and Garden Guardrail projects and all currently under construction.

### **Wastewater Treatment Plant Project Update**

As you know, Phase 1A of the WWTP Rehabilitation Project was successfully completed and accepted in November 2020. Phase 1B was successfully completed and accepted in November 2022. Engineering of the WWTP P2 Project is progressing well. Parsons recently submitted the 90% PS&E package for MUED staff review.

### **PARIS Reconciliation**

Ordinance 2787, adopted by City Council on December 4, 2012, requires the City staff to prepare a report on rate adjustment revenues and other revenues available for street repairs each year. The report also accounts for uses of the money raised by project and by line item expense. The most recent reconciliation is provided as Attachment “I” and will be reported to City Council in January 2023. The fifth and final phase of the PARIS Project was completed in December 2020 and achieved the original goal to rehabilitate 440 lane miles of streets. Although \$57.3M was available for the project, PARIS was successfully completed for \$50.5M and the remaining funds were carried over into the Pavement Management Program.



As always, feel free to contact me anytime to discuss MUED issues, programs, projects, or concerns.

John R. Harris

[jharris@cityofredlands.org](mailto:jharris@cityofredlands.org)

(909) 725-1963

Attachments:

- A – Acronym List
- B – FY 22/23 Water Meter Replacement Project Location Map
- C – FY 22/23 Preliminary PMP Location Map
- D – FY 22/23 Sidewalk & ADA Ramp Replacement Project Location Map
- E – CIP Status List
- F – FY 22/23 Waterline Replacement Project Location Map
- G – FY 22/23 Alley Paving Project Location Map
- H – FY 22/23 Preliminary Sewerline Replacement Project Location Map
- I – PARIS Financial Reconciliation

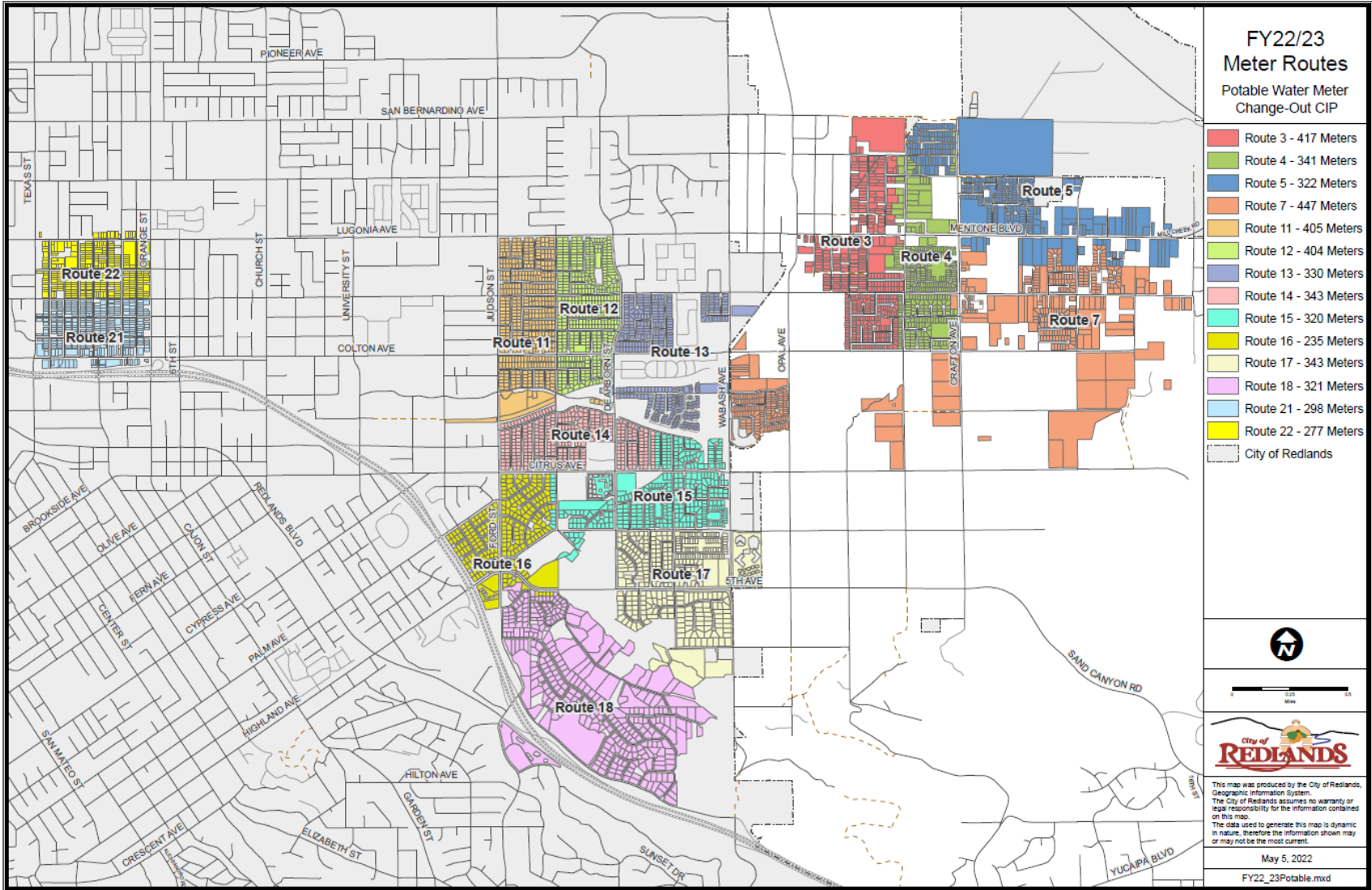
# ACRONYMS

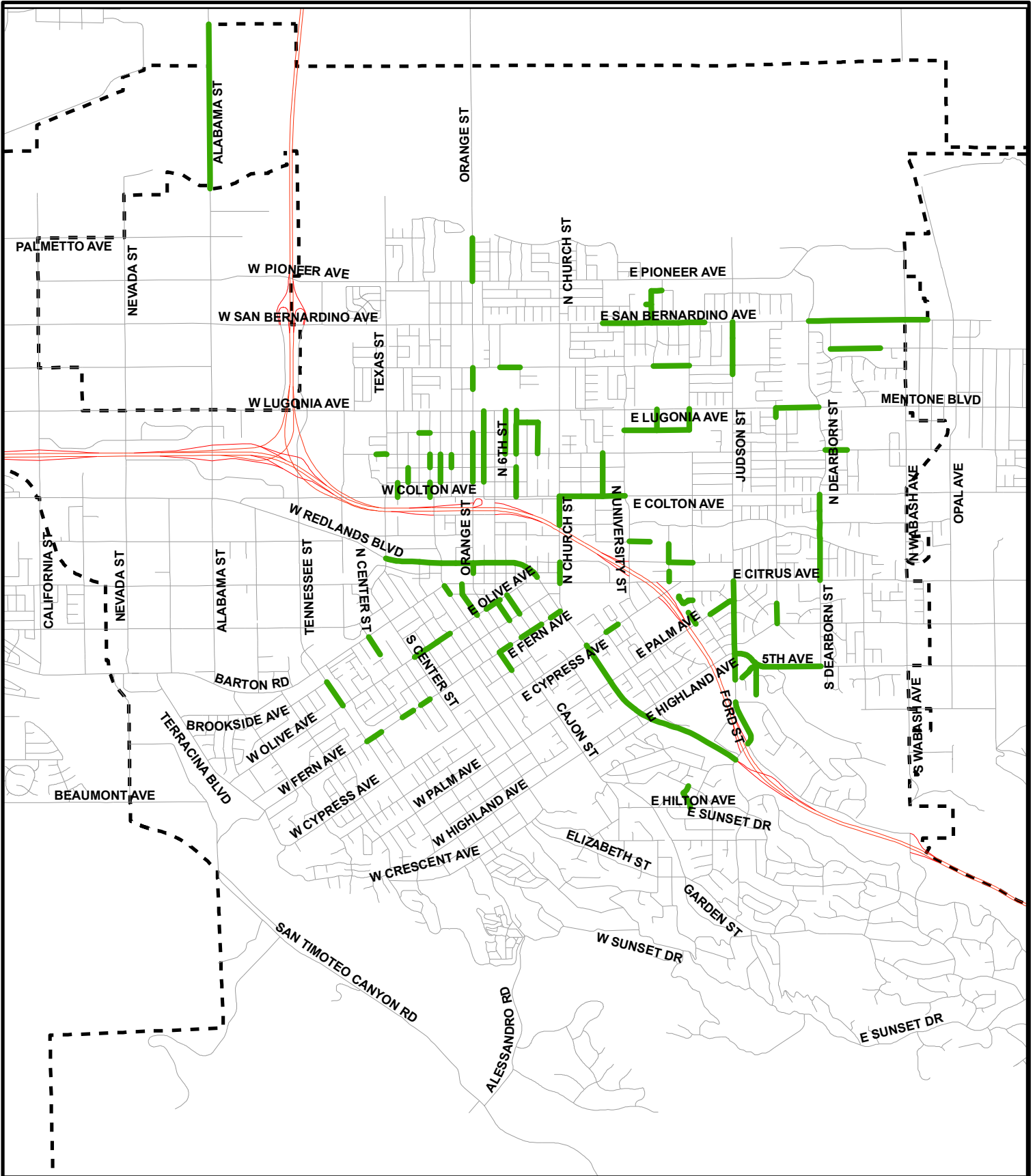
AACE	Association for the Advancement of Cost Engineering
AF	Acre-Feet
AFD	Acre-Feet per Day
AFY	Acre-Feet per Year
ADD	Average Day Demand
AMI	Advanced Metering Infrastructure
AMR	Automated Meter Reader
APWA	American Public Works Association
ASCE	American Society of Civil Engineers
ASL	Above Sea Level
AWWA	American Water Works Association
BOD	Biological Oxygen Demand
BVMWC	Bear Valley Mutual Water Company
CalOSHA	California Division of Occupational Safety and Health Agency
CalWARN	California's Water/Wastewater Agency Response Network
CCR	Consumer Confidence Report
CIP	Capital Improvement Program
CWC	Crafton Water Company
DU	Dwelling Unit
EOPC	Engineer's Opinion of Probable Cost
EPA	Environmental Protection Agency
EPS	Extended Period Simulation
ERNIE	Emergency Response Network of the Inland Empire
ES	Equalizing Storage
FPS	Feet Per Second
FSS	Fire Suppression Storage
FY	Fiscal Year
GIS	Geographical Information System
GPCD	Gallons per capita day
GPD	Gallons per day
GPM	Gallons per minute
Hinckley WTP	Horace P. Hinckley Water Treatment Plant
HP	Horsepower

I-10	Interstate 10
I-210	Interstate 210
MCL	Maximum Contaminant Level
MDD	Maximum Day Demand
MG	Million Gallons
MGD	Million Gallons per Day
mg/L	Milligrams per Liter
MUED	Municipal Utilities and Engineering Department
NPW	Non-Potable Water
NTU	Nephelometric Turbidity Unit
O&M	Operations and Maintenance
OS	Operational Storage
PHD	Peak Hour Demand
PPM	Parts Per Million
PRS	Pressure Reducing Stations
PSI	Pounds per Square Inch
PW	Potable Water
RW	Recycled Water
SAR	Santa Ana River
SB	Stand-by Storage
SBBA	San Bernardino Basin Area
SCADA	Supervisory Control and Data Acquisition
SCE	Southern California Edison
SOC	Synthetic Organic Compounds
SOP	Standard Operating Procedure
SWP	State Water Project
SWRCB-DDW	State Water Resources Control Board – Division of Drinking Water
Tate WTP	Henry Tate Water Treatment Plant
TBD	To be determined
TDS	Total Dissolved Solids
TSS	Total Suspended Solids
TTHM	Trihalomethanes
U.S.	United States
UWMP	Urban Water Management Plan
VOC	Volatile Organic Compounds

WD	Water Distribution
WP	Water Production
WSCP	Water Shortage Contingency Plan
WSMP	Water System Master Plan
WTP	Water Treatment Plant
WWTP	Wastewater Treatment Plant




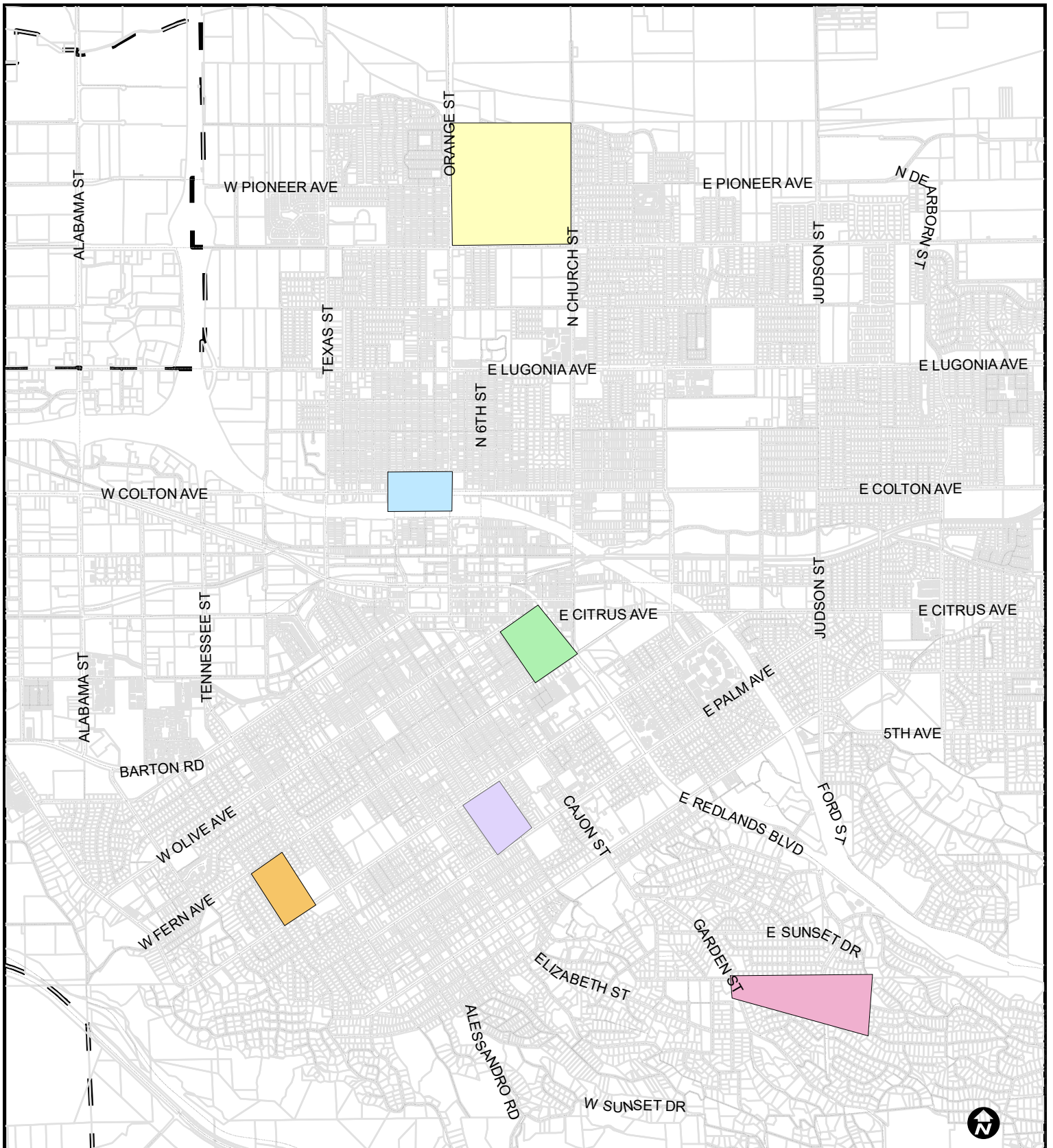




— PMP 2022 STREET RESURFACING PROJECT

**PMP 2022 STREET RESURFACING PROJECT  
LOCATION MAP**





## 2022 Citywide Sidewalk and ADA Ramp Replacement Project Location Map

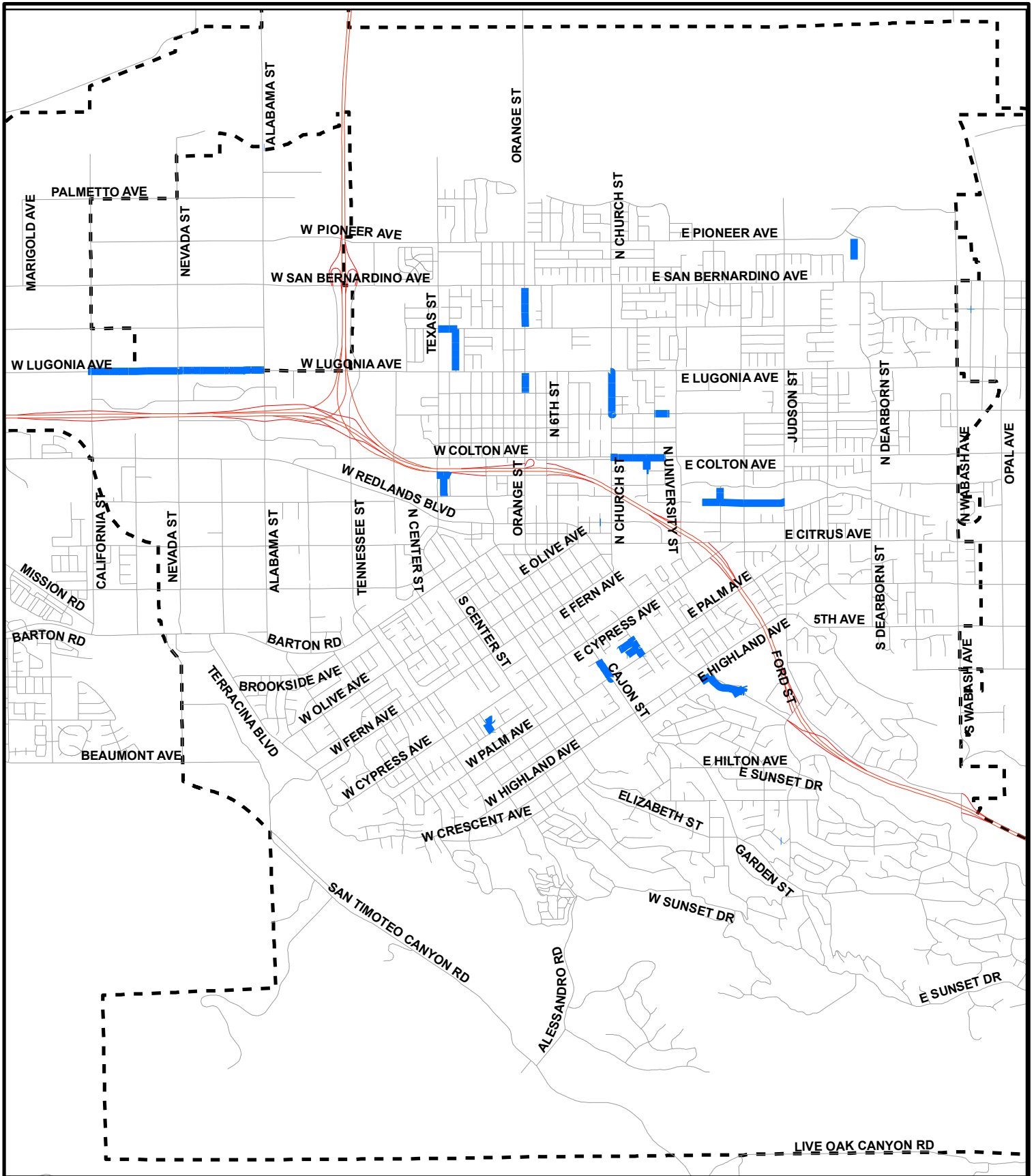
### Legend:

- Area A
- Area B
- Area C
- Area D
- Area E
- Area F



**MUNICIPAL UTILITIES AND ENGINEERING DEPARTMENT**  
**CIP PROJECTS LIST**

<b>PLANNING</b>		<b>Org Key</b>	<b>PL</b>	<b>Project Name</b>	<b>Project Phase</b>	<b>Progress</b>	<b>Consultant/Contractor</b>	<b>PM/Engineer</b>	<b>FY 2022-23</b>
P1	HSIP C10	200400	S400021	Wabash & Highland Ave Enhanced Crosswalk	PLANNING	1%		Veronica	\$250,000.00
P2	WATER	501910	501051	1750 Blend Manifold Replacement	PLANNING	5%		Paul	\$120,000.00
P3	WATER	501910	501028	Fixed Generators - 5th, Texas & Country Club	PLANNING	5%		Paul	\$100,000.00
P4	WATER	501910	501053	Hinckley WTP Paving	PLANNING	5%		Gerard	\$350,000.00
P5	WATER	501910	501007	Agate #2 Well Rehabilitation	PLANNING	5%		Paul	\$175,000.00
P6	WATER	501910	501042	Tank Mixers	PLANNING	5%		Paul	\$150,000.00
P7	TRAFFIC SIGNAL	243400		Traffic Signal Improvements at Cypress and Cajon	PLANNING	25%		Goutam	\$600,000.00
Planning Projects - Cost Summary									\$1,745,000.00
<b>DESIGN</b>		<b>Org Key</b>	<b>PL</b>	<b>Project Name</b>	<b>Project Phase</b>	<b>Progress</b>	<b>Consultant/Contractor</b>	<b>PM/Engineer</b>	<b>Current Budget</b>
D1	WATER	501910	501910	Hinckley WTP Sludge Press	DESIGN	25%	Dudek	Paul/John	\$700,000.00
D2	PMP	211910	211006	PMP 2022 Street Resurfacing Project	DESIGN	65%		Gerard	\$4,000,000.00
D3	WASTEWATER	521910	521029	2022 CIP Sewer Pipeline Replacement	DESIGN	25%		Johana	\$3,000,000.00
D4	GENERAL/PMP	101/211	211007	2022 Alley Paving Improvements	DESIGN	45%		Elva	\$1,300,000.00
D5	WATER	501910	501050	Temporary Sunset Reservoir	DESIGN	100%		Veronica	\$2,500,000.00
D6	WATER	501910	501009	Tate WTP Influent Line Engineering	DESIGN	30%	Carollo Engineers, Inc.	Paul/John	\$835,549.00
D7	TDA	241400	S241005	2021 Transit Stop Improvement	DESIGN	90%		Veronica/Johana	\$46,340.00
D8	WATER	501910	501004	Hinckley WTP Backup Generator Replacement	DESIGN	25%		Paul	\$140,000.00
D9	ATP C2	240400	C400005	ATP Highland/Redlands Regional Connector - Orange St	DESIGN	65%	KOA Consultants	Veronica	\$1,532,843.00
D10	ARTERIAL	252400	252001	Citrus Avenue Widening Project	DESIGN	90%		Elva	\$900,000.00
D11	HSIP C9	200400	F400003	HSIP Cycle 9 – Pedestrian In-Roadway Lights	DESIGN	90%		Veronica	\$250,000.00
D12	ATP C3	200400	C400007	ATP East Valley Corridor Bike Rte Interconnect - Alabama	DESIGN	95%	KOA Consultants	Veronica	\$2,112,000.00
Design Projects - Cost Summary									\$17,316,732.00
<b>BID &amp; AWARD</b>		<b>Org Key</b>	<b>PL</b>	<b>Project Name</b>	<b>Project Phase</b>	<b>Progress</b>	<b>Consultant/Contractor</b>	<b>PM/Engineer</b>	<b>Current Budget</b>
B1	WATER	501910	501062	2022 CIP Water Pipeline Replacement	BID&AWARD	25%		Gerard	\$4,500,000.00
B2	GENERAL	101400	400022	2022 Citywide Sidewalk & ADA Ramp Replacement	BID&AWARD	75%	Tryco General Engineering	Elva	\$1,000,000.00
Bid & Award Project - Cost Summary									\$5,500,000.00
<b>CONSTRUCTION</b>		<b>Org Key</b>	<b>PL</b>	<b>Project Name</b>	<b>Project Phase</b>	<b>Progress</b>	<b>Contractor</b>	<b>PM/Inspector</b>	<b>Contract Amount</b>
C1	PMP	211910	211004	SBCounty/Mentone/Redlands Paving Project	CONST	5%	SB County	Goutam/James	\$78,750.00
C2	PMP/GF	101/211	211005	Alley Paving Improvements	CONST	15%	Tryco General Engineering	Elva/Daniel	\$1,238,000.00
C3	HSIP C8	200400	F400003	HSIP Cycle 8 - Pedestrian Heads Project	CONST	5%	Econolite Systems, Inc.	Veronica/Daniel	\$541,682.53
C4	HSIP C8	200400	F400001	HSIP Cycle 8 - Signal Preemption Project	CONST	75%	AGA Engineers, Inc./Baker Electric	Veronica/Daniel	\$937,418.00
C5	TDA	240400	S241001	Orange Blossom Trail - Phase 3	CONST	45%	Deark E&C, Inc.	Gerard/Frannie	\$782,396.00
C6	TRAFFIC SIGNAL	253400	253007	Traffic Signal Improvements (Brockton/University)	CONST	5%	Elecnor Belco Electric, Inc.	Elva/Daniel	\$507,745.00
C7	WATER	501910	501006	Water System SCADA Design & Integration - Phase 2 & 3	CONST	15%	TESCO Controls, Inc.	Paul/Daniel	\$5,579,420.00
C8	SBCTA	254400	254002	I-10/Alabama Street Improvement (\$15,150,600)	CONST	62%	Ortiz Enterprises, Inc.	Goutam/Daniel	\$2,506,921.00
C9	WATER	501910	501037	Citywide Water Meter Replacements	CONST	40%	Ferguson Enterprises, LLC	Paul	\$783,356.96
C10	WATER	501910	501005	Wells and Booster Pump Maintenance	CONST	45%	General Pump Company, Inc.	Paul	\$2,630,561.34
C11	SBCTA	254400	254001	I-10/University Interchange Project (\$5,812,935)	CONST	99%	SBCTA/ADVANTEC/SEMA	Goutam/Daniel	\$1,234,260.00
C12	WASTEWATER	521910	521006	MBR & Digester Improvements Project- Phase 1B	CONST	98%	GSE Construction Co. Inc.	Goutam/Daniel	\$7,311,740.00
Construction Projects - Cost Summary									\$24,132,250.83
<b>Project Total Dollars</b>									<b>\$48,693,982.83</b>

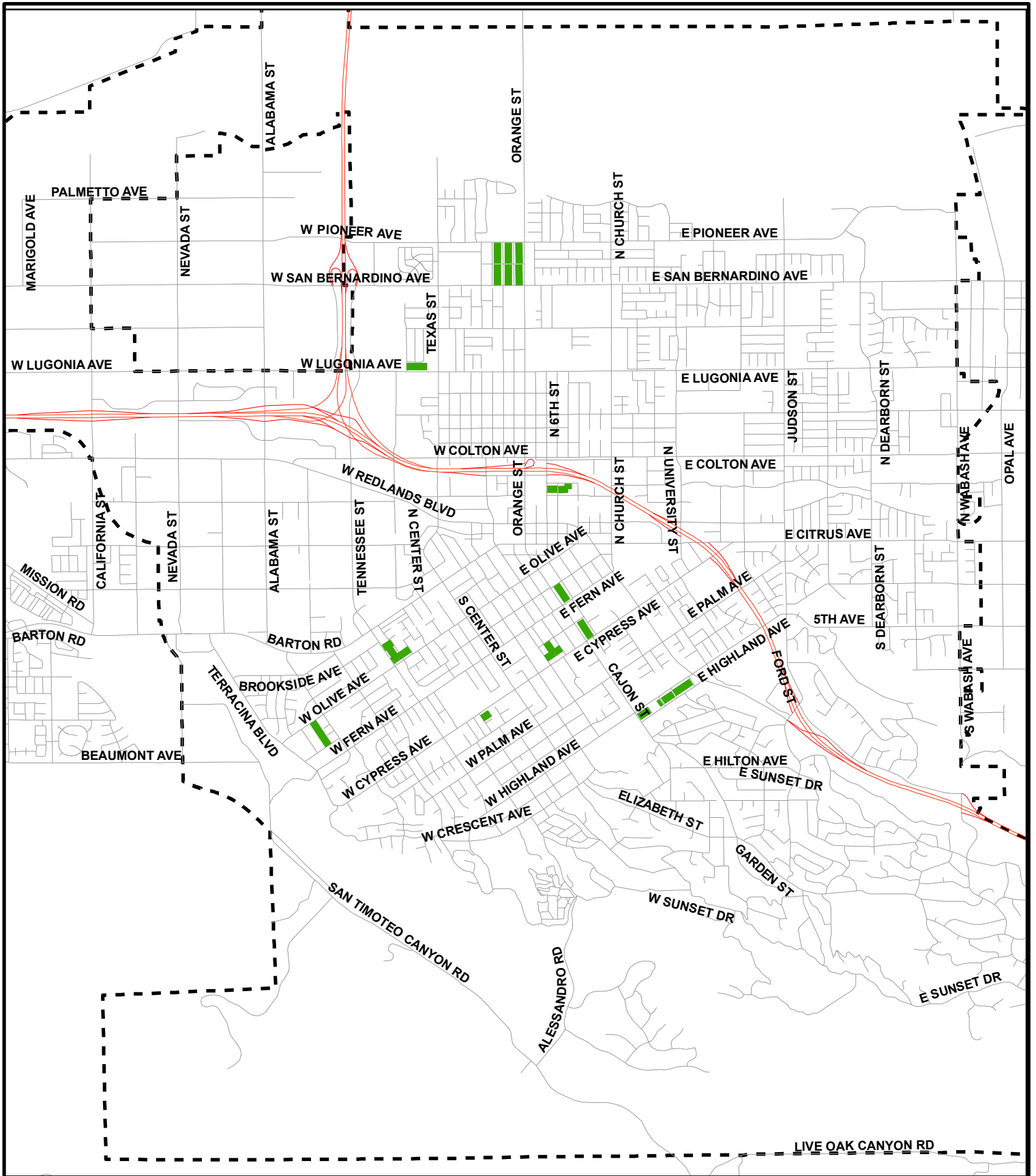


— PROPOSED WATER PIPELINE REPLACEMENT

# 2022 CIP WATER PIPELINE REPLACEMENT PROJECT LOCATION MAP



City of **REDLANDS** "A CITY THAT WORKS"



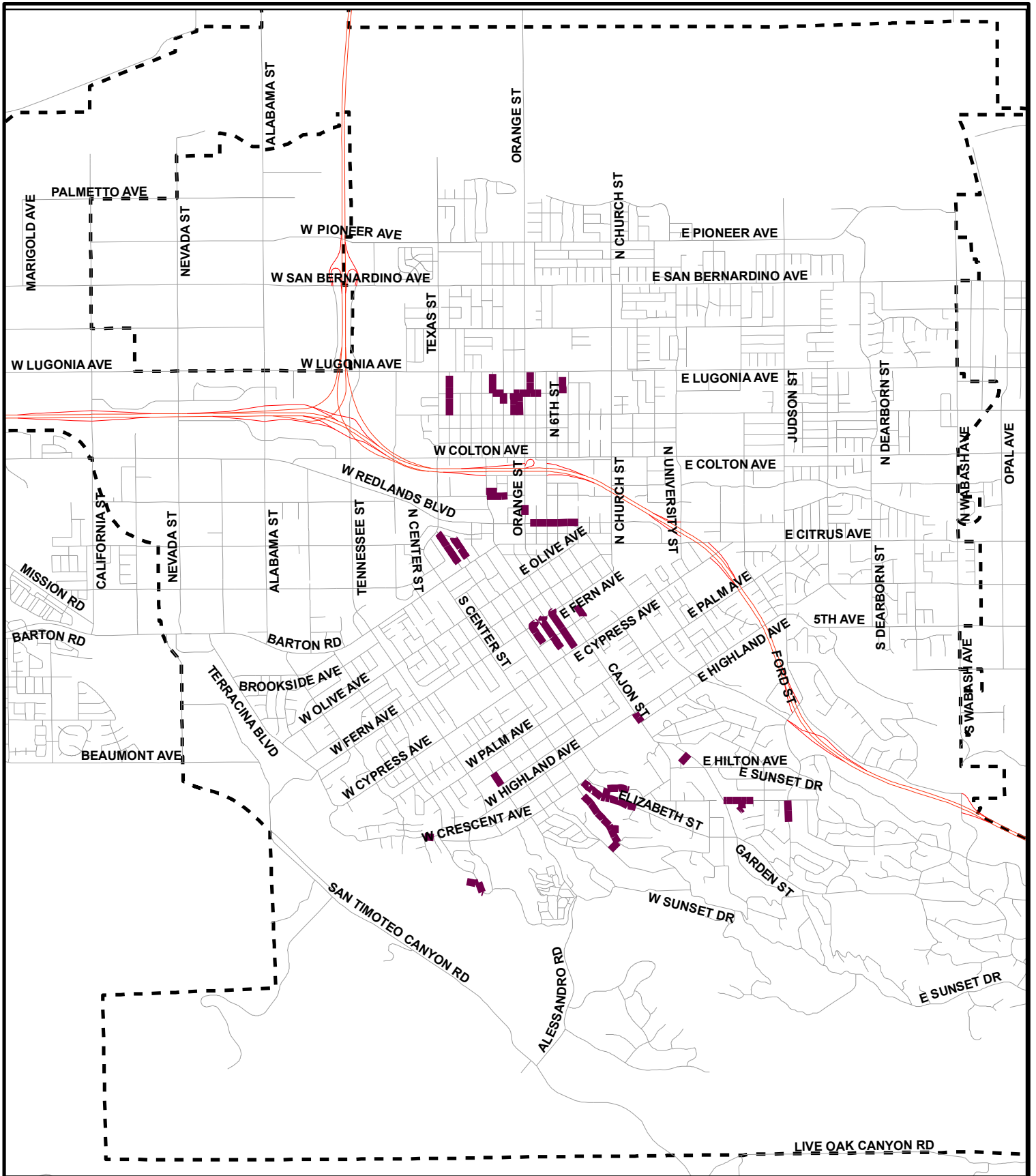
City of **REDLANDS** "A CITY THAT WORKS"

— PROPOSED ALLEY PAVING

## 2022 ALLEY PAVING PROJECT LOCATION MAP







— PROPOSED SEWER PIPELINE REPLACEMENT

## 2022 CIP SEWER PIPELINE REPLACEMENT PROJECT LOCATION MAP



PARIS Project Summary										
	FY 2012-13	FY 2013-14	FY 2014-15	FY 2015-16	FY 2016-17	FY 2017-18	FY 2018-19	FY 2019-20	FY 2020-21	FY 2021-22 (Preliminary)
<b>Beginning Cash</b>	\$ 2,026,873	\$ 6,135,331	\$ 6,275,383	\$ 9,793,684	\$ 9,880,829	\$ 3,448,175	\$ 10,234,522	\$ 8,198,152	\$ 9,721,885	\$ 6,627,871
<b>Revenues</b>	4,754,695	9,740,264	16,627,340	4,856,857	2,906,641	9,239,827	8,225,190	5,956,727	6,287,043	7,441,910
<b>Expenditures</b>	(646,237)	(9,600,212)	(13,109,039)	(4,769,713)	(9,339,295)	(2,453,480)	(10,261,560)	(4,432,994)	(9,381,057)	(11,151,328)
<b>Net Income (Loss)</b>	4,108,458	140,052	3,518,301	87,144	(6,432,654)	6,786,347	(2,036,370)	1,523,733	(3,094,014)	(3,709,417)
<b>Ending Cash</b>	\$ 6,135,331	\$ 6,275,383	\$ 9,793,684	\$ 9,880,829	\$ 3,448,175	\$ 10,234,522	\$ 8,198,152	\$ 9,721,885	\$ 6,627,871	\$ 2,918,454

Local Transportation (209/211) Detail										
	FY 2012-13	FY 2013-14	FY 2014-15	FY 2015-16	FY 2016-17	FY 2017-18	FY 2018-19	FY 2019-20	FY 2020-21	FY 2021-22 (Preliminary)
<b>Beginning Cash</b>	\$ -	\$ 3,095,413	\$ 2,236,250	\$ 5,827,838	\$ 5,114,670	\$ 413,309	\$ 7,859,468	\$ 7,604,471	\$ 8,929,882	\$ 5,271,333
<b>Revenues:</b>										
Solid Waste Road Impacts Transfer	3,622,150	3,622,150	3,622,150	3,622,150	3,622,150	3,622,150	3,622,150	3,622,150	3,622,150	3,622,150
Less: Solid Waste Bond Payment		(1,308,189)	(1,703,875)	(1,699,975)	(1,699,100)	(1,700,700)	(1,674,052)	(1,676,536)	(1,675,516)	(1,670,993)
Less: iBank 14-105 Payment				(195,587)	(212,249)	(164,934)	(203,332)	(201,261)	(203,218)	(203,159)
Less: iBank 17-114 Payment					(124,535)	(175,715)	(214,105)	(216,056)	(213,976)	(213,907)
Solid Waste - Road Impacts Transfer (net)	3,622,150	2,313,961	1,918,275	1,726,589	1,586,266	1,580,801	1,530,660	1,528,297	1,529,440	1,534,091
Water - Road Impacts Transfer	102,412	102,412	102,412	102,412	102,412	102,412	102,412	102,412	102,412	102,412
Sewer - Road Impacts Transfer	17,088	17,088	17,088	17,088	17,088	17,088	17,088	17,088	17,088	17,088
Water/Sewer - Reconciliation		6,237,739								
Paris Soft Costs						350,000	350,000		700,000	350,000
SB1-RMRA							1,641,586	1,368,015	1,265,655	1,428,405
Measure I							3,084,916	1,253,510	1,034,077	2,248,805
Cost Recovery/Reimbursed Exp.									36,186	58,339
Interest Income						(77,919)	179,901	220,115	(10,597)	69,152
Bond/Loan Proceeds			13,429,381	1,785,775		6,019,500	-	-	-	-
	3,741,650	8,671,200	15,467,156	3,631,864	1,705,766	7,991,882	6,906,563	4,489,436	4,674,262	5,808,292
<b>Expenditures:</b>										
PARIS JL 41049	(27,021)	(388,198)	(5,411)	(2)	(5)	(175,995)				
PARIS 2013 (1-34) JL 41052	(619,216)	(33,975)	-	-	-	-	-	-	-	-
PARIS 2013 (35-450) JL 41056	-	(8,880,554)	(5,870,505)	-	-	-	-	-	-	-
Geotechnical JL 41057	-	(227,635)	(71,911)	-	-	(8,182)	-	-	-	-
PARIS (567-960) JL 41060	-	-	(5,927,741)	(4,345,030)	5,979	-	-	-	-	-
PARIS (1029-1490) JL 41063	-	-	-	-	(6,000,000)	-	-	-	-	-
Colton Paving JL 41064	-	-	-	-	(413,101)	(1,470)	-	-	-	-
PARIS (567-960) JL 41080	-	-	-	-	-	-	-	-	-	-
PARIS (1029-1419) JL 41500	-	-	-	-	-	-	-	-	-	-
PARIS (1491-1740) JL 41501	-	-	-	-	-	(12,932)	(6,812,776)	-	-	-
PARIS (1741-1988) JL 41502	-	-	-	-	-	-	(3,534)	-	-	-
PARIS (1741-1988) JL 41503	-	-	-	-	-	(422)	-	(2,806,818)	-	-
PARIS 2019 (1741-1988) PL 211001									(7,916,161)	
PARIS 2021 PMP PL 211003										(8,254,069)
IVDA Mountain View Infra Project										(202,818)
No JL	-	-	-	-	-	(346,723)	(345,250)	(357,206)	(416,651)	(431,141)
PARIS	(646,237)	(9,530,362)	(11,875,569)	(4,345,032)	(6,407,127)	(545,724)	(7,161,560)	(3,164,025)	(8,332,812)	(8,888,028)
<b>Net Income (Loss)</b>	3,095,413	(859,163)	3,591,587	(713,168)	(4,701,361)	7,446,159	(254,997)	1,325,411	(3,658,550)	(3,079,736)
<b>Ending Cash</b>	\$ 3,095,413	\$ 2,236,250	\$ 5,827,838	\$ 5,114,670	\$ 413,309	\$ 7,859,468	\$ 7,604,471	\$ 8,929,882	\$ 5,271,333	\$ 2,191,597

Measure I (208/210) Detail										
	FY 2012-13	FY 2013-14	FY 2014-15	FY 2015-16	FY 2016-17	FY 2017-18	FY 2018-19	FY 2019-20	FY 2020-21	FY 2021-22 (Preliminary)
<b>Beginning Cash</b>	\$ 2,026,873	3,039,919	4,039,133	3,965,847	4,766,159	3,034,866	2,375,054	593,681	792,003	1,356,539
<b>Revenues:</b>										
Measure I	1,009,889	1,039,417	1,113,124	1,111,845	1,166,199	1,232,409	1,233,303	1,426,596	1,612,052	1,711,608
Interest Income	3,156	29,647	47,060	113,148	34,676	15,536	85,324	40,695	729	(77,989)
<b>Expenditures:</b>										
PARIS	-	(69,850)	(1,233,470)	(424,681)	(2,932,168)	(1,907,756)	(3,084,916)	(1,253,510)	(1,034,077)	(2,248,805)
Admin Charges							(15,084)	(15,459)	(14,168)	(14,495)
<b>Net Income (Loss)</b>	1,013,045	999,214	(73,286)	800,312	(1,731,293)	(659,811)	(1,781,373)	198,322	564,536	(629,681)
<b>Ending Cash</b>	\$ 3,039,919	\$ 4,039,133	\$ 3,965,847	\$ 4,766,159	\$ 3,034,866	\$ 2,375,054	\$ 593,681	\$ 792,003	\$ 1,356,539	\$ 726,857