

RESOLUTION NO. 7297

A RESOLUTION OF THE CITY COUNCIL OF THE CITY OF REDLANDS ESTABLISHING A SALARY SCHEDULE AND COMPENSATION PLAN FOR CITY EMPLOYEES AND RESCINDING RESOLUTION NOS. 7185 and 7256.

WHEREAS, the City Council is authorized and directed under Ordinance No. 1089 to prepare, install, revise and maintain a position classification and compensation plan covering all positions in the competitive service;

BE IT RESOLVED BY THE CITY COUNCIL OF THE CITY OF REDLANDS AS FOLLOWS:

Section 1. The City Council of the City of Redlands hereby establishes a basic compensation plan for all employees in all of the classifications of employment as described in Section 2 of this resolution to be effective July 3, 2013.

Section 2. Salary schedule and Compensation Plan.

Department/Division	PT	FT	Unit	Range
City Clerk's Office				

Part Time Positions

Administrative Assistant	2		P/T					
--------------------------	---	--	-----	--	--	--	--	--

Total City Clerk's Office	2	0						
----------------------------------	----------	----------	--	--	--	--	--	--

City Manager's Office								
Public Information Officer		1	M	75				
Emergency Operations Manager		1	M	70				
Assistant to the City Manager		1	M	71				
Management Analyst		1	MM	40				
Senior Administrative Analyst		1	MM	25				
Multimedia Production Coordinator		1	G	60				

Part Time Positions

Administrative Assistant	1		P/T					
--------------------------	---	--	-----	--	--	--	--	--

Total City Manager's Office	1	6						
------------------------------------	----------	----------	--	--	--	--	--	--

Development Services Department								
Administration								
Development Services Director		1	DD					
Assistant Development Services Director		1	M	80				
Administrative Analyst		1	G	50				
Building Division								
Chief Building Official		1	MM	70				
Sr. Building Plans Specialist		1	MM	35				

Building Plans Specialist		2	G	58				
Building Inspector I/II		2	G	48	58			

Economic Development Division

Economic Development Manager		1	M	80				
Project Manager I/II		1	MM	55	65			

Downtown Redlands Division

Project Manager I/II		1	MM	55	65			
----------------------	--	---	----	----	----	--	--	--

Planning Division

Principal Planner/Project Manager		1	MM	66				
Senior Planner (New position effective 1/1/13)		2	MM	55				
Junior/Assistant/Associate Planner		2	G	53	70	80		
Sr. Administrative Technician		1	G	43				
Senior Administrative Assistant		1	G	39				

Successor Agency

Maintenance Worker		0.5	CS	42				
--------------------	--	-----	----	----	--	--	--	--

Part Time Positions

Planning Intern	1		P/T	1000 hrs				
Maintenance Worker	2		P/T	500 hrs each				

Total Development Services Department	3	19.5						
--	----------	-------------	--	--	--	--	--	--

Finance Department

Administration

Finance Director		1	DD					
Assistant Finance Director		1	M	82				
Principal Accountant/Internal Auditor		1	MM	66				
Senior Accountant		1	MM	51				
Accountant		1	MM	35				
Payroll Technician		1	G	47				
Accounting Technician I/II		2	G	17	27			

Purchasing Division

Purchasing Services Manager		1	M	73				
Purchasing Clerk		1	G	22				

Revenue Division

Revenue Manager		1	MM	66				
Accountant		1	MM	35				
Utilities Customer Service Supervisor		1	G	68				
Senior Accounting Technician		1	G	37				
Senior Customer Service Technician		1	G	37				
Accounting Technician I/II		2	G	17	27			
Customer Service Technician II		5	G	17	27			

Part Time Position

Business License Inspector	1		P/T					
----------------------------	---	--	-----	--	--	--	--	--

Total Finance Department	1	22						
---------------------------------	----------	-----------	--	--	--	--	--	--

Fire Department								
Fire Chief		1	DD					
Battalion Chief		3	FM	79				
Fire Marshal		1	MM	70				
Fire Captain		15	F	60				
Fire Engineer		15	F	55				
Fire Fighter		24	F	50				
Senior Administrative Technician		1	G	43				
Administrative Assistant		1	G	12				

Part Time Positions

Fire Prevention Inspector	1		P/T					
EMS Quality Assurance Nurse	1		P/T					

Total Fire Department	2	61						
------------------------------	----------	-----------	--	--	--	--	--	--

Human Resources Department								
Human Resources/Risk Management Director		1	DD					
HR/Risk Manager		1	M	79				
Senior HR/Risk Analyst		2	MM	65				
Volunteer Resources Coordinator		1	MM	26				
HR/Risk Management Intern	2		P/T					

Total Human Resources Department	2	5						
---	----------	----------	--	--	--	--	--	--

Department of Innovation and Technology								
Chief Information Officer		1	DD					
Client Operations Supervisor		1	MM	76				
GIS/Web Development Supervisor		1	MM	76				
Systems Administrator		1	MM	46				
GIS Administrator		1	MM	46				
Database Administrator		1	MM	46				
IT Coordinator		1	G	74				
Client Services Specialist (Assigned to MUED-1)		2	G	69				

Part Time Positions

Intern (GIS-1/DoIT-3)	4							
-----------------------	---	--	--	--	--	--	--	--

Total DoIT	4	9						
-------------------	----------	----------	--	--	--	--	--	--

Library								
Library Director		1	N/A					
Archivist Curator		1	M	78				
Principal Librarian		2	MM	47				
Senior Librarian		1	MM	32				

Associate Archivist		1	MM	32				
Systems Administrator		1	MM	46				
Management Analyst		1	MM	40				
Library Specialist I/II		5	G	22	32			
Library Clerk		3	G	5				

Part Time Positions

Administrative Assistant	2		P/T					
Library Caretaker	2		P/T					
Library Clerk	3		P/T					
Library Page				10,000 Hrs/Yr				
Technical Services Clerk	1		P/T					
Museum Attendant	2		P/T					
Work Study Intern	3		P/T					

Total Library	13	16
----------------------	-----------	-----------

Municipal Utilities & Engineering Department

Administration

Director of Municipal Utilities and Public Works Engineering/City Engineer		1	DD					
Deputy MUED Director		1	M	93				
Principal Project Manager		2	M	79				
Senior Project Manager		2	MM	73				
Project Manager II		2	MM	65				
Management Analyst		1	MM	40				
Senior Administrative Analyst		1	MM	25				
Water Conservation Coordinator		1	G	61				
Senior Administrative Technician		1	G	43				
Senior Administrative Assistant		1	G	39				

Engineering Services

Engineering Manager		1	M	78				
Senior Civil Engineer		2	MM	73				
Associate Civil Engineer		2	MM	61				
Associate Engineer		2	MM	51				
Senior Construction Inspector		3	G	84				
Senior Environmental Compliance Inspector		1	G	79				
Construction Inspector		1	G	59				
NPDES Inspector I/II		1	G	59	64			
Junior Engineer		1	G	58				
Counter Services Technician		1	G	30				

Water Division

Water Operations/Maintenance Manager		1	M	79				
Water Distribution Superintendent		1	MM	70				
Water Production Operations Supervisor		1	G	97				
Water Production Maintenance Supervisor		1	G	97				
Water Distribution Supervisor		1	G	97				
Senior Water Treatment Operator		2	G	73				

Utilities Maintenance Foreperson		1	G	80				
Electrical and Instrumentation Technician		1	G	63				
Water Distribution Operator Foreperson III/IV/V		1	G	62	67	72		
Cross Connection Control Inspector		1	G	58				
Water Distribution Crew leader		4	G	55				
Production Pump Maintenance Operator		1	G	51				
Water Treatment Operator II/III/IV		4	G	51	61	66		
Plant Mechanic I/II		3	G	43	53			
Senior Water Distribution Operator		5	G	42				
Water Quality Technician I/II		3	G	39	49			
Water Distribution Operator		9	G	35				
Electrical and Instrumentation Apprentice		1	G	35				
Customer Service Field Technician		1	G	39				
Senior Maintenance Worker I/II		1	G	30	40			
Water Meter Reader		2	G	16				
Maintenance Worker I/II		4	G	14	20			

Wastewater Division

Wastewater Operations Manager		1	MM	76				
Wastewater Operations Superintendent		1	MM	70				
Regulatory Compliance Supervisor		1	MM	57				
Senior Regulatory Compliance Officer		1	G	90				
Wastewater Collection System Supervisor		1	G	72				
Plant Mechanic I/II		3	G	43	53			
Wastewater Facilities Operator I/II/III/IV/V		6	G	41	51	61	66	71
Laboratory Technician I/II/III/IV		4	G	33	43	53	58	
Line Maintenance Worker I/II		3	G	34	44			
Senior Maintenance Worker I/II		1	G	30	40			
Maintenance Worker I/II		2	G	14	20			

Part Time Positions

Technical Services Clerk	3		P/T					
Zanjero	1		P/T					
Utilities Database Intern	1		P/T					

Total MUE Department	5	101
-----------------------------	----------	------------

Police Department

Chief of Police		1	DD					
Police Lieutenant		4	P	81				
Police Sergeant		11	P	70				
Police Corporal/Investigator		19	P	64				
Police Officer		40	P	60				
Police Recruit		1	CS	79				
Management Analyst		1	MM	40				
Police Operations Manager		1	M	70				
Executive Police Assistant		1	CS	74				

Crime Analyst		1	CS	69				
Animal Control Supervisor		1	CS	64				
Dispatcher Shift Supervisor		1	CS	53				
Senior Forensic Specialist (under fill as For Spec)		1	CS	52				
Forensic Specialist		1	CS	47				
Building Maintenance Worker		0.5	CS	42				
Community Service Officer		7	CS	33	43			
Dispatcher I/II		13	CS	33	43			
Animal Control Officer		1	CS	30				
Police Customer Service Representative I/II		4	CS	17	27			
Police Customer Service Representative I/II		1	CS	27Y				
Kennel Attendant		1	CS	10				

Part Time Positions

Community Services Officer	3		P/T			1000 hrs		
Kennel Attendant	1		P/T			1000 hrs		
Background Investigator	5		P/T			1000 hrs		
ID Technician Trainee	1		P/T			1000 hrs		
Dispatcher	5		P/T					
College Intern			P/T			1000 hrs		

Total Police Department	15	111.5						
--------------------------------	-----------	--------------	--	--	--	--	--	--

Quality of Life Department

Administration

Quality of Life Director		1	DD					
Field Services Manager		1	M	79				
Senior Project Manager		2	MM	73				
Natural Resources Manager		1	MM	73				
Field Services Supervisor		2	MM	35				
Senior Administrative Analyst		2	MM	25				
Code Enforcement Officer		3	G	49				
Project Assistant		1	G	40				
Counter Services Technician		1	G	30				
Administrative Technician		1	G	29				

Building Maintenance

Senior Building Maintenance Worker		2	G	47				
------------------------------------	--	---	---	----	--	--	--	--

Electrical

Electrician		1	G	46				
Traffic Signal Technician I/II		1	G	28	46			

Solid Waste Division

Waste Management Coordinator		1	G	59				
Senior Equipment Operator		2	G	44				
Welder		1	G	43				
Solid Waste Truck Driver		25	G	34				
Equipment Operator OIT/I/II		2	G	19	34	39		

Maintenance Worker		2	G	14				
--------------------	--	---	---	----	--	--	--	--

Fleet Services Division

Fleet Services Coordinator		1	MM	40				
Fire Mechanic		1	G	53				
Heavy Equipment Mechanic		1	G	43				
Mechanic I/II		3	G	33	43			

Parks and Trees Division

Field Services Coordinator		1	G	59				
Parks Maintenance Mechanic		2	G	30				
Grounds Maintenance Worker I/II		11	G	12	20			

Street Division

Field Services Coordinator		1	G	59				
Senior Asphalt Worker		1	G	44				
Senior Street Maintenance Worker		1	G	44				
Asphalt Worker		2	G	34				
Sign & Paint Worker		1	G	34				
Equipment Operator OIT/I/II		2	G	19	34	39		
Maintenance Worker		2	G	14				

Cemetery Division:

Cemetery Services Coordinator		1	G	56				
Cemetery Crew Leader		1	G	49				
Cemetery Caretaker I/II		1	G	12	20			

Recreation/Senior Services

Program Specialist		3	G	45				
--------------------	--	---	---	----	--	--	--	--

Part Time Positions

Administrative Assistant (WM-1)	3		P/T					
Program Assistant	6		P/T					
Program Aide	6		P/T					
College Intern				1000 hrs				
Cemetery Aide	1		P/T					
Equipment Operator OIT	1		P/T					
Maintenance Worker	3		P/T					
Solid Waste Collector	13		P/T					
Sports Official								

Total Quality of Life Department	33	88
---	-----------	-----------

Total Full Time Positions	439
Total Part Time Positions	81
Total Authorized Positions	520

GRANT & DONATION FUNDED POSITIONS

Police Department

Research Assistant	2		P/T					
Police Officer		5	P	60				
Camera Operators	4		P/T	14	18.7			
Applied Technology Specialist	1		P/T					

Total Grant Funded Positions	7	5
-------------------------------------	----------	----------

All grant and donation funded positions are contingent upon continued funding.


Total Authorized Positions **520**

Total Grant Funded Positions **12**

TOTAL POSITIONS	532
------------------------	------------


Section 3. Resolution No. 7185 of the City of Redlands and amendment 7256 are hereby rescinded.

Adopted, approved and signed this 2nd day of July, 2013.



Pete Aguilar, Mayor

ATTEST:



Sam Irwin, City Clerk

I, Sam Irwin, City Clerk of the City of Redlands hereby certify that the foregoing resolution was duly adopted by the City Council at a regular meeting thereof held on the 2nd day of July, 2013, by the following vote:

AYES: Councilmembers Harrison, Foster, Gardner, Gilbreath; Mayor Aguilar
NOES: None
ABSENT: None
ABSTAIN: None



Sam Irwin, City Clerk

Employee Units Included:
 General Employees Association of Redlands

City of Redlands
SALARY SCHEDULE

Range	FLSA Status	Rate Type	A (Minimum)	B	C	D	E (Maximum)	F (Longevity Only)
G5	NE	HOURLY	13.655	14.338	15.055	15.808	16.598	17.428
		MONTHLY	2367	2485	2610	2740	2877	3021
		ANNUAL	28403	29823	31314	32880	34524	36250
G6	NE	HOURLY	13.792	14.481	15.205	15.966	16.764	17.602
		MONTHLY	2391	2510	2636	2767	2906	3051
		ANNUAL	28687	30121	31627	33209	34869	36613
G7	NE	HOURLY	13.930	14.626	15.358	16.125	16.932	17.778
		MONTHLY	2414	2535	2662	2795	2935	3082
		ANNUAL	28974	30423	31944	33541	35218	36979
G8	NE	HOURLY	14.069	14.772	15.511	16.287	17.101	17.956
		MONTHLY	2439	2561	2689	2823	2964	3112
		ANNUAL	29264	30727	32263	33876	35570	37349
G9	NE	HOURLY	14.210	14.920	15.666	16.450	17.272	18.136
		MONTHLY	2463	2586	2715	2851	2994	3144
		ANNUAL	29556	31034	32586	34215	35926	37722
G10	NE	HOURLY	14.352	15.069	15.823	16.614	17.445	18.317
		MONTHLY	2488	2612	2743	2880	3024	3175
		ANNUAL	29852	31344	32912	34557	36285	38099
G11	NE	HOURLY	14.495	15.220	15.981	16.780	17.619	18.500
		MONTHLY	2513	2638	2770	2909	3054	3207
		ANNUAL	30150	31658	33241	34903	36648	38480
G12	NE	HOURLY	14.640	15.372	16.141	16.948	17.795	18.685
		MONTHLY	2538	2665	2798	2938	3085	3239
		ANNUAL	30452	31974	33573	35252	37014	38865
G13	NE	HOURLY	14.787	15.526	16.302	17.117	17.973	18.872
		MONTHLY	2563	2691	2826	2967	3115	3271
		ANNUAL	30756	32294	33909	35604	37385	39254
G14	NE	HOURLY	14.935	15.681	16.465	17.289	18.153	19.061
		MONTHLY	2589	2718	2854	2997	3147	3304
		ANNUAL	31064	32617	34248	35960	37758	39646
G15	NE	HOURLY	15.084	15.838	16.630	17.462	18.335	19.251
		MONTHLY	2615	2745	2883	3027	3178	3337
		ANNUAL	31375	32943	34590	36320	38136	40043
G16	NE	HOURLY	15.235	15.997	16.796	17.636	18.518	19.444
		MONTHLY	2641	2773	2911	3057	3210	3370
		ANNUAL	31688	33273	34936	36683	38517	40443
G17	NE	HOURLY	15.387	16.156	16.964	17.813	18.703	19.638
		MONTHLY	2667	2800	2940	3088	3242	3404
		ANNUAL	32005	33605	35286	37050	38903	40848

Effective July 2013

Employee Units Included:
 General Employees Association of Redlands

City of Redlands
SALARY SCHEDULE

Range	FLSA Status	Rate Type	A (Minimum)	B	C	D	E (Maximum)	F (Longevity Only)
G18	NE	HOURLY	15.541	16.318	17.134	17.991	18.890	19.835
		MONTHLY	2694	2828	2970	3118	3274	3438
		ANNUAL	32325	33942	35639	37421	39292	41256
G19	NE	HOURLY	15.696	16.481	17.305	18.171	19.079	20.033
		MONTHLY	2721	2857	3000	3150	3307	3472
		ANNUAL	32648	34281	35995	37795	39684	41669
G20	NE	HOURLY	15.853	16.646	17.478	18.352	19.270	20.233
		MONTHLY	2748	2885	3030	3181	3340	3507
		ANNUAL	32975	34624	36355	38173	40081	42085
G21	NE	HOURLY	16.012	16.812	17.653	18.536	19.463	20.436
		MONTHLY	2775	2914	3060	3213	3374	3542
		ANNUAL	33305	34970	36718	38554	40482	42506
G22	NE	HOURLY	16.172	16.981	17.830	18.721	19.657	20.640
		MONTHLY	2803	2943	3090	3245	3407	3578
		ANNUAL	33638	35320	37086	38940	40887	42931
G23	NE	HOURLY	16.334	17.150	18.008	18.908	19.854	20.846
		MONTHLY	2831	2973	3121	3277	3441	3613
		ANNUAL	33974	35673	37457	39329	41296	43361
G24	NE	HOURLY	16.497	17.322	18.188	19.097	20.052	21.055
		MONTHLY	2859	3002	3153	3310	3476	3650
		ANNUAL	34314	36030	37831	39723	41709	43794
G25	NE	HOURLY	16.662	17.495	18.370	19.288	20.253	21.265
		MONTHLY	2888	3032	3184	3343	3510	3686
		ANNUAL	34657	36390	38209	40120	42126	44232
G26	NE	HOURLY	16.829	17.670	18.554	19.481	20.455	21.478
		MONTHLY	2917	3063	3216	3377	3546	3723
		ANNUAL	35004	36754	38591	40521	42547	44674
G27	NE	HOURLY	16.997	17.847	18.739	19.676	20.660	21.693
		MONTHLY	2946	3093	3248	3411	3581	3760
		ANNUAL	35354	37121	38977	40926	42973	45121
G28	NE	HOURLY	17.167	18.025	18.927	19.873	20.866	21.910
		MONTHLY	2976	3124	3281	3445	3617	3798
		ANNUAL	35707	37493	39367	41336	43402	45572
G29	NE	HOURLY	17.339	18.206	19.116	20.072	21.075	22.129
		MONTHLY	3005	3156	3313	3479	3653	3836
		ANNUAL	36064	37867	39761	41749	43836	46028
G30	NE	HOURLY	17.512	18.388	19.307	20.272	21.286	22.350
		MONTHLY	3035	3187	3347	3514	3690	3874
		ANNUAL	36425	38246	40158	42166	44275	46488

Effective July 2013

Employee Units Included:
 General Employees Association of Redlands

City of Redlands
 SALARY SCHEDULE

Range	FLSA Status	Rate Type	A (Minimum)	B	C	D	E (Maximum)	F (Longevity Only)
G31	NE	HOURLY	17.687	18.571	19.500	20.475	21.499	22.574
		MONTHLY	3066	3219	3380	3549	3726	3913
		ANNUAL	36789	38629	40560	42588	44717	46953
G32	NE	HOURLY	17.864	18.757	19.695	20.680	21.714	22.799
		MONTHLY	3096	3251	3414	3584	3764	3952
		ANNUAL	37157	39015	40966	43014	45165	47423
G33	NE	HOURLY	18.043	18.945	19.892	20.887	21.931	23.027
		MONTHLY	3127	3284	3448	3620	3801	3991
		ANNUAL	37529	39405	41375	43444	45616	47897
G34	NE	HOURLY	18.223	19.134	20.091	21.095	22.150	23.258
		MONTHLY	3159	3317	3482	3657	3839	4031
		ANNUAL	37904	39799	41789	43878	46072	48376
G35	NE	HOURLY	18.405	19.326	20.292	21.306	22.372	23.490
		MONTHLY	3190	3350	3517	3693	3878	4072
		ANNUAL	38283	40197	42207	44317	46533	48860
G36	NE	HOURLY	18.589	19.519	20.495	21.519	22.595	23.725
		MONTHLY	3222	3383	3552	3730	3917	4112
		ANNUAL	38666	40599	42629	44760	46998	49348
G37	NE	HOURLY	18.775	19.714	20.700	21.735	22.821	23.962
		MONTHLY	3254	3417	3588	3767	3956	4153
		ANNUAL	39052	41005	43055	45208	47468	49842
G38	NE	HOURLY	18.963	19.911	20.907	21.952	23.050	24.202
		MONTHLY	3287	3451	3624	3805	3995	4195
		ANNUAL	39443	41415	43486	45660	47943	50340
G39	NE	HOURLY	19.153	20.110	21.116	22.172	23.280	24.444
		MONTHLY	3320	3486	3660	3843	4035	4237
		ANNUAL	39837	41829	43921	46117	48423	50844
G40	NE	HOURLY	19.344	20.311	21.327	22.393	23.513	24.689
		MONTHLY	3353	3521	3697	3881	4076	4279
		ANNUAL	40236	42248	44360	46578	48907	51352
G41	NE	HOURLY	19.538	20.514	21.540	22.617	23.748	24.935
		MONTHLY	3387	3556	3734	3920	4116	4322
		ANNUAL	40638	42670	44804	47044	49396	51866
G42	NE	HOURLY	19.733	20.720	21.756	22.843	23.985	25.185
		MONTHLY	3420	3591	3771	3960	4157	4365
		ANNUAL	41044	43097	45252	47514	49890	52384
G43	NE	HOURLY	19.930	20.927	21.973	23.072	24.225	25.437
		MONTHLY	3455	3627	3809	3999	4199	4409
		ANNUAL	41455	43528	45704	47989	50389	52908

Effective July 2013

Employee Units Included:
 General Employees Association of Redlands

City of Redlands
SALARY SCHEDULE

Range	FLSA Status	Rate Type	A (Minimum)	B	C	D	E (Maximum)	F (Longevity Only)
G44	NE	HOURLY	20.130	21.136	22.193	23.302	24.468	25.691
		MONTHLY	3489	3664	3847	4039	4241	4453
		ANNUAL	41869	43963	46161	48469	50893	53437
G45	NE	HOURLY	20.331	21.347	22.415	23.535	24.712	25.948
		MONTHLY	3524	3700	3885	4079	4283	4498
		ANNUAL	42288	44403	46623	48954	51402	53972
G46	NE	HOURLY	20.534	21.561	22.639	23.771	24.959	26.207
		MONTHLY	3559	3737	3924	4120	4326	4543
		ANNUAL	42711	44847	47089	49443	51916	54511
G47	NE	HOURLY	20.739	21.776	22.865	24.009	25.209	26.469
		MONTHLY	3595	3775	3963	4161	4370	4588
		ANNUAL	43138	45295	47560	49938	52435	55056
G48	NE	HOURLY	20.947	21.994	23.094	24.249	25.461	26.734
		MONTHLY	3631	3812	4003	4203	4413	4634
		ANNUAL	43570	45748	48035	50437	52959	55607
G49	NE	HOURLY	21.156	22.214	23.325	24.491	25.716	27.001
		MONTHLY	3667	3850	4043	4245	4457	4680
		ANNUAL	44005	46205	48516	50942	53489	56163
G50	NE	HOURLY	21.368	22.436	23.558	24.736	25.973	27.271
		MONTHLY	3704	3889	4083	4288	4502	4727
		ANNUAL	44445	46668	49001	51451	54024	56725
G51	NE	HOURLY	21.582	22.661	23.794	24.983	26.233	27.544
		MONTHLY	3741	3928	4124	4330	4547	4774
		ANNUAL	44890	47134	49491	51965	54564	57292
G52	NE	HOURLY	21.797	22.887	24.032	25.233	26.495	27.820
		MONTHLY	3778	3967	4165	4374	4592	4822
		ANNUAL	45339	47606	49986	52485	55109	57865
G53	NE	HOURLY	22.015	23.116	24.272	25.486	26.760	28.098
		MONTHLY	3816	4007	4207	4417	4638	4870
		ANNUAL	45792	48082	50486	53010	55660	58444
G54	NE	HOURLY	22.236	23.347	24.515	25.740	27.027	28.379
		MONTHLY	3854	4047	4249	4462	4685	4919
		ANNUAL	46250	48562	50991	53540	56217	59028
G55	NE	HOURLY	22.458	23.581	24.760	25.998	27.298	28.663
		MONTHLY	3893	4087	4292	4506	4732	4968
		ANNUAL	46712	49048	51500	54075	56779	59618
G56	NE	HOURLY	22.682	23.817	25.007	26.258	27.571	28.949
		MONTHLY	3932	4128	4335	4551	4779	5018
		ANNUAL	47180	49539	52015	54616	57347	60214

Effective July 2013

Employee Units Included:
 General Employees Association of Redlands

City of Redlands
 SALARY SCHEDULE

Range	FLSA Status	Rate Type	A (Minimum)	B	C	D	E (Maximum)	F (Longevity Only)
G57	NE	HOURLY	22.909	24.055	25.258	26.520	27.846	29.239
		MONTHLY	3971	4169	4378	4597	4827	5068
		ANNUAL	47651	50034	52536	55162	57921	60817
G58	NE	HOURLY	23.138	24.295	25.510	26.786	28.125	29.531
		MONTHLY	4011	4211	4422	4643	4875	5119
		ANNUAL	48128	50534	53061	55714	58500	61425
G59	NE	HOURLY	23.370	24.538	25.765	27.053	28.406	29.826
		MONTHLY	4051	4253	4466	4689	4924	5170
		ANNUAL	48609	51040	53592	56271	59085	62039
G60	NE	HOURLY	23.603	24.784	26.023	27.324	28.690	30.125
		MONTHLY	4091	4296	4511	4736	4973	5222
		ANNUAL	49095	51550	54128	56834	59676	62659
G61	NE	HOURLY	23.840	25.031	26.283	27.597	28.977	30.426
		MONTHLY	4132	4339	4556	4784	5023	5274
		ANNUAL	49586	52066	54669	57402	60272	63286
G62	NE	HOURLY	24.078	25.282	26.546	27.873	29.267	30.730
		MONTHLY	4174	4382	4601	4831	5073	5327
		ANNUAL	50082	52586	55215	57976	60875	63919
G63	NE	HOURLY	24.319	25.535	26.811	28.152	29.560	31.038
		MONTHLY	4215	4426	4647	4880	5124	5380
		ANNUAL	50583	53112	55768	58556	61484	64558
G64	NE	HOURLY	24.562	25.790	27.079	28.433	29.855	31.348
		MONTHLY	4257	4470	4694	4928	5175	5434
G65	NE	HOURLY	24.808	26.048	27.350	28.718	30.154	31.661
		MONTHLY	4300	4515	4741	4978	5227	5488
		ANNUAL	51600	54180	56889	59733	62720	65856
G66	NE	HOURLY	25.056	26.308	27.624	29.005	30.455	31.978
		MONTHLY	4343	4560	4788	5028	5279	5543
		ANNUAL	52116	54721	57457	60330	63347	66514
G67	NE	HOURLY	25.306	26.571	27.900	29.295	30.760	32.298
		MONTHLY	4386	4606	4836	5078	5332	5598
		ANNUAL	52637	55269	58032	60934	63980	67179
G68	NE	HOURLY	25.559	26.837	28.179	29.588	31.067	32.621
		MONTHLY	4430	4652	4884	5129	5385	5654
		ANNUAL	53163	55821	58612	61543	64620	67851
G69	NE	HOURLY	25.815	27.106	28.461	29.884	31.378	32.947
		MONTHLY	4475	4698	4933	5180	5439	5711
		ANNUAL	53695	56379	59198	62158	65266	68530

Effective July 2013

Employee Units Included:
 General Employees Association of Redlands

City of Redlands
SALARY SCHEDULE

Range	FLSA Status	Rate Type	A (Minimum)	B	C	D	E (Maximum)	F (Longevity Only)
G70	NE	HOURLY	26.073	27.377	28.745	30.183	31.692	33.276
		MONTHLY	4519	4745	4983	5232	5493	5768
		ANNUAL	54232	56943	59790	62780	65919	69215
G71	NE	HOURLY	26.334	27.650	29.033	30.485	32.009	33.609
		MONTHLY	4565	4793	5032	5284	5548	5826
		ANNUAL	54774	57513	60388	63408	66578	69907
G72	NE	HOURLY	26.597	27.927	29.323	30.789	32.329	33.945
		MONTHLY	4610	4841	5083	5337	5604	5884
		ANNUAL	55322	58088	60992	64042	67244	70606
G73	NE	HOURLY	26.863	28.206	29.616	31.097	32.652	34.285
		MONTHLY	4656	4889	5134	5390	5660	5943
		ANNUAL	55875	58669	61602	64682	67916	71312
G74	NE	HOURLY	27.132	28.488	29.913	31.408	32.979	34.628
		MONTHLY	4703	4938	5185	5444	5716	6002
		ANNUAL	56434	59255	62218	65329	68596	72025
G75	NE	HOURLY	27.403	28.773	30.212	31.722	33.308	34.974
		MONTHLY	4750	4987	5237	5499	5773	6062
		ANNUAL	56998	59848	62840	65982	69281	72746
G76	NE	HOURLY	27.677	29.061	30.514	32.040	33.641	35.324
		MONTHLY	4797	5037	5289	5554	5831	6123
		ANNUAL	57568	60446	63469	66642	69974	73473
G77	NE	HOURLY	27.954	29.351	30.819	32.360	33.978	35.677
		MONTHLY	4845	5088	5342	5609	5890	6184
		ANNUAL	58144	61051	64103	67309	70674	74208
G78	NE	HOURLY	28.233	29.645	31.127	32.684	34.318	36.034
		MONTHLY	4894	5138	5395	5665	5948	6246
		ANNUAL	58725	61661	64744	67982	71381	74950
G79	NE	HOURLY	28.516	29.941	31.438	33.010	34.661	36.394
		MONTHLY	4943	5190	5449	5722	6008	6308
		ANNUAL	59312	62278	65392	68662	72095	75699
G80	NE	HOURLY	28.801	30.241	31.753	33.340	35.007	36.758
		MONTHLY	4992	5242	5504	5779	6068	6371
		ANNUAL	59906	62901	66046	69348	72816	76456
G81	NE	HOURLY	29.089	30.543	32.070	33.674	35.358	37.125
		MONTHLY	5042	5294	5559	5837	6129	6435
		ANNUAL	60505	63530	66706	70042	73544	77221
G82	NE	HOURLY	29.380	30.849	32.391	34.011	35.711	37.497
		MONTHLY	5092	5347	5614	5895	6190	6499
		ANNUAL	61110	64165	67373	70742	74279	77993

Effective July 2013

Employee Units Included:
 General Employees Association of Redlands

City of Redlands
 SALARY SCHEDULE

Range	FLSA Status	Rate Type	A (Minimum)	B	C	D	E (Maximum)	F (Longevity Only)
G83	NE	HOURLY	29.673	31.157	32.715	34.351	36.068	37.872
		MONTHLY	5143	5401	5671	5954	6252	6564
		ANNUAL	61721	64807	68047	71449	75022	78773
G84	NE	HOURLY	29.970	31.469	33.042	34.694	36.429	38.250
		MONTHLY	5195	5455	5727	6014	6314	6630
G85	NE	HOURLY	30.270	31.783	33.373	35.041	36.793	38.633
		MONTHLY	5247	5509	5785	6074	6377	6696
		ANNUAL	62961	66109	69415	72886	76530	80356
G86	NE	HOURLY	30.573	32.101	33.706	35.392	37.161	39.019
		MONTHLY	5299	5564	5842	6135	6441	6763
		ANNUAL	63591	66770	70109	73614	77295	81160
G87	NE	HOURLY	30.878	32.422	34.043	35.745	37.533	39.409
		MONTHLY	5352	5620	5901	6196	6506	6831
		ANNUAL	64227	67438	70810	74351	78068	81972
G88	NE	HOURLY	31.187	32.746	34.384	36.103	37.908	39.803
		MONTHLY	5406	5676	5960	6258	6571	6899
		ANNUAL	64869	68113	71518	75094	78849	82791
G89	NE	HOURLY	31.499	33.074	34.728	36.464	38.287	40.202
		MONTHLY	5460	5733	6019	6320	6636	6968
		ANNUAL	65518	68794	72233	75845	79637	83619
G90	NE	HOURLY	31.814	33.405	35.075	36.829	38.670	40.604
		MONTHLY	5514	5790	6080	6384	6703	7038
		ANNUAL	66173	69482	72956	76603	80434	84455
G91	NE	HOURLY	32.132	33.739	35.426	37.197	39.057	41.010
		MONTHLY	5570	5848	6140	6447	6770	7108
		ANNUAL	66835	70176	73685	77370	81238	85300
G92	NE	HOURLY	32.453	34.076	35.780	37.569	39.447	41.420
		MONTHLY	5625	5907	6202	6512	6838	7179
		ANNUAL	67503	70878	74422	78143	82050	86153
G93	NE	HOURLY	32.778	34.417	36.138	37.945	39.842	41.834
		MONTHLY	5682	5966	6264	6577	6906	7251
		ANNUAL	68178	71587	75166	78925	82871	87014
G94	NE	HOURLY	33.106	34.761	36.499	38.324	40.240	42.252
		MONTHLY	5738	6025	6327	6643	6975	7324
		ANNUAL	68860	72303	75918	79714	83700	87885
G95	NE	HOURLY	33.437	35.109	36.864	38.707	40.643	42.675
		MONTHLY	5796	6085	6390	6709	7045	7397
		ANNUAL	69548	73026	76677	80511	84537	88763

Effective July 2013

Employee Units Included:
 General Employees Association of Redlands

City of Redlands
 SALARY SCHEDULE

Range	FLSA Status	Rate Type	A (Minimum)	B	C	D	E (Maximum)	F (Longevity Only)
G96	NE	HOURLY	33.771	35.460	37.233	39.094	41.049	43.101
		MONTHLY	5854	6146	6454	6776	7115	7471
		ANNUAL	70244	73756	77444	81316	85382	89651
G97	NE	HOURLY	34.109	35.814	37.605	39.485	41.460	43.532
		MONTHLY	5912	6208	6518	6844	7186	7546
		ANNUAL	70946	74494	78218	82129	86236	90548

Effective July 2013

Employee Units Included:
Redlands Civilian Safety Employees Association

City of Redlands
SALARY SCHEDULE

Range	FLSA Status	Rate Type	A (Minimum)	B	C	D	E (Maximum)	F (Longevity Only)
CS10	NE	HOURLY	13.617	14.298	15.013	15.764	16.552	17.380
		MONTHLY	2360	2478	2602	2732	2869	3012
		ANNUAL	28324	29740	31227	32789	34428	36149
CS11	NE	HOURLY	13.753	14.441	15.163	15.921	16.717	17.553
		MONTHLY	2384	2503	2628	2760	2898	3043
		ANNUAL	28607	30038	31539	33116	34772	36511
CS12	NE	HOURLY	13.891	14.586	15.315	16.081	16.885	17.729
		MONTHLY	2408	2528	2655	2787	2927	3073
		ANNUAL	28893	30338	31855	33448	35120	36876
CS13	NE	HOURLY	14.030	14.731	15.468	16.241	17.053	17.906
		MONTHLY	2432	2553	2681	2815	2956	3104
		ANNUAL	29182	30641	32173	33782	35471	37245
CS14	NE	HOURLY	14.170	14.879	15.623	16.404	17.224	18.085
		MONTHLY	2456	2579	2708	2843	2985	3135
		ANNUAL	29474	30948	32495	34120	35826	37617
CS15	NE	HOURLY	14.312	15.028	15.779	16.568	17.396	18.266
		MONTHLY	2481	2605	2735	2872	3015	3166
		ANNUAL	29769	31257	32820	34461	36184	37993
CS16	NE	HOURLY	14.455	15.178	15.937	16.734	17.570	18.449
		MONTHLY	2506	2631	2762	2900	3046	3198
		ANNUAL	30066	31570	33148	34806	36546	38373
CS17	NE	HOURLY	14.600	15.330	16.096	16.901	17.746	18.633
		MONTHLY	2531	2657	2790	2929	3076	3230
		ANNUAL	30367	31886	33480	35154	36911	38757
CS18	NE	HOURLY	14.746	15.483	16.257	17.070	17.923	18.820
		MONTHLY	2556	2684	2818	2959	3107	3262
		ANNUAL	30671	32204	33815	35505	37281	39145
CS19	NE	HOURLY	14.893	15.638	16.420	17.241	18.103	19.008
		MONTHLY	2581	2711	2846	2988	3138	3295
		ANNUAL	30978	32526	34153	35860	37653	39536
CS20	NE	HOURLY	15.042	15.794	16.584	17.413	18.284	19.198
		MONTHLY	2607	2738	2875	3018	3169	3328
		ANNUAL	31287	32852	34494	36219	38030	39931
CS21	NE	HOURLY	15.192	15.952	16.750	17.587	18.466	19.390
		MONTHLY	2633	2765	2903	3048	3201	3361
		ANNUAL	31600	33180	34839	36581	38410	40331
CS22	NE	HOURLY	15.344	16.112	16.917	17.763	18.651	19.584
		MONTHLY	2660	2793	2932	3079	3233	3395
		ANNUAL	31916	33512	35188	36947	38794	40734

Effective July 2013

Employee Units Included:
Redlands Civilian Safety Employees Association

City of Redlands
SALARY SCHEDULE

Range	FLSA Status	Rate Type	A (Minimum)	B	C	D	E (Maximum)	F (Longevity Only)
CS23	NE	HOURLY	15.498	16.273	17.086	17.941	18.838	19.780
		MONTHLY	2686	2821	2962	3110	3265	3428
		ANNUAL	32235	33847	35539	37316	39182	41141
CS24	NE	HOURLY	15.653	16.435	17.257	18.120	19.026	19.977
		MONTHLY	2713	2849	2991	3141	3298	3463
		ANNUAL	32558	34186	35895	37690	39574	41553
CS25	NE	HOURLY	15.809	16.600	17.430	18.301	19.216	20.177
		MONTHLY	2740	2877	3021	3172	3331	3497
		ANNUAL	32883	34527	36254	38067	39970	41968
CS26	NE	HOURLY	15.967	16.766	17.604	18.484	19.408	20.379
		MONTHLY	2768	2906	3051	3204	3364	3532
		ANNUAL	33212	34873	36616	38447	40370	42388
CS27	NE	HOURLY	16.127	16.933	17.780	18.669	19.603	20.583
		MONTHLY	2795	2935	3082	3236	3398	3568
		ANNUAL	33544	35221	36983	38832	40773	42812
CS28	NE	HOURLY	16.288	17.103	17.958	18.856	19.799	20.788
		MONTHLY	2823	2964	3113	3268	3432	3603
		ANNUAL	33880	35574	37352	39220	41181	43240
CS29	NE	HOURLY	16.451	17.274	18.137	19.044	19.997	20.996
		MONTHLY	2852	2994	3144	3301	3466	3639
		ANNUAL	34218	35929	37726	39612	41593	43672
CS30	NE	HOURLY	16.616	17.446	18.319	19.235	20.196	21.206
		MONTHLY	2880	3024	3175	3334	3501	3676
		ANNUAL	34561	36289	38103	40008	42009	44109
CS31	NE	HOURLY	16.782	17.621	18.502	19.427	20.398	21.418
		MONTHLY	2909	3054	3207	3367	3536	3713
		ANNUAL	34906	36652	38484	40408	42429	44550
CS32	NE	HOURLY	16.950	17.797	18.687	19.621	20.602	21.633
		MONTHLY	2938	3085	3239	3401	3571	3750
		ANNUAL	35255	37018	38869	40812	42853	44996
CS33	NE	HOURLY	17.119	17.975	18.874	19.818	20.808	21.849
		MONTHLY	2967	3116	3271	3435	3607	3787
		ANNUAL	35608	37388	39258	41221	43282	45446
CS34	NE	HOURLY	17.290	18.155	19.063	20.016	21.017	22.067
		MONTHLY	2997	3147	3304	3469	3643	3825
		ANNUAL	35964	37762	39650	41633	43714	45900
CS35	NE	HOURLY	17.463	18.336	19.253	20.216	21.227	22.288
		MONTHLY	3027	3178	3337	3504	3679	3863
		ANNUAL	36324	38140	40047	42049	44152	46359

Effective July 2013

Employee Units Included:
Redlands Civilian Safety Employees Association

City of Redlands
SALARY SCHEDULE

Range	FLSA Status	Rate Type	A (Minimum)	B	C	D	E (Maximum)	F (Longevity Only)
CS36	NE	HOURLY	17.638	18.520	19.446	20.418	21.439	22.511
		MONTHLY	3057	3210	3371	3539	3716	3902
		ANNUAL	36687	38521	40447	42470	44593	46823
CS37	NE	HOURLY	17.814	18.705	19.640	20.622	21.653	22.736
		MONTHLY	3088	3242	3404	3575	3753	3941
		ANNUAL	37054	38906	40852	42894	45039	47291
CS38	NE	HOURLY	17.992	18.892	19.837	20.828	21.870	22.963
		MONTHLY	3119	3275	3438	3610	3791	3980
		ANNUAL	37424	39295	41260	43323	45489	47764
CS39	NE	HOURLY	18.172	19.081	20.035	21.037	22.089	23.193
		MONTHLY	3150	3307	3473	3646	3829	4020
		ANNUAL	37798	39688	41673	43756	45944	48242
CS40	NE	HOURLY	18.354	19.272	20.235	21.247	22.309	23.425
		MONTHLY	3181	3340	3507	3683	3867	4060
		ANNUAL	38176	40085	42090	44194	46404	48724
CS41	NE	HOURLY	18.538	19.464	20.438	21.460	22.533	23.659
		MONTHLY	3213	3374	3543	3720	3906	4101
		ANNUAL	38558	40486	42510	44636	46868	49211
CS42	NE	HOURLY	18.723	19.659	20.642	21.674	22.758	23.896
		MONTHLY	3245	3408	3578	3757	3945	4142
		ANNUAL	38944	40891	42936	45082	47336	49703
CS43	NE	HOURLY	18.910	19.856	20.849	21.891	22.985	24.135
		MONTHLY	3278	3442	3614	3794	3984	4183
		ANNUAL	39333	41300	43365	45533	47810	50200
CS44	NE	HOURLY	19.099	20.054	21.057	22.110	23.215	24.376
		MONTHLY	3311	3476	3650	3832	4024	4225
		ANNUAL	39727	41713	43799	45988	48288	50702
CS45	NE	HOURLY	19.290	20.255	21.268	22.331	23.447	24.620
		MONTHLY	3344	3511	3686	3871	4064	4267
		ANNUAL	40124	42130	44237	46448	48771	51209
CS46	NE	HOURLY	19.483	20.457	21.480	22.554	23.682	24.866
		MONTHLY	3377	3546	3723	3909	4105	4310
		ANNUAL	40525	42551	44679	46913	49259	51721
CS47	NE	HOURLY	19.678	20.662	21.695	22.780	23.919	25.115
		MONTHLY	3411	3581	3760	3948	4146	4353
		ANNUAL	40930	42977	45126	47382	49751	52239
CS48	NE	HOURLY	19.875	20.869	21.912	23.008	24.158	25.366
		MONTHLY	3445	3617	3798	3988	4187	4397
		ANNUAL	41340	43407	45577	47856	50249	52761

Effective July 2013

Employee Units Included:
Redlands Civilian Safety Employees Association

City of Redlands
SALARY SCHEDULE

Range	FLSA Status	Rate Type	A (Minimum)	B	C	D	E (Maximum)	F (Longevity Only)
CS49	NE	HOURLY	20.074	21.077	22.131	23.238	24.400	25.620
		MONTHLY	3479	3653	3836	4028	4229	4441
		ANNUAL	41753	43841	46033	48334	50751	53289
CS50	NE	HOURLY	20.274	21.288	22.352	23.470	24.644	25.876
		MONTHLY	3514	3690	3874	4068	4272	4485
		ANNUAL	42171	44279	46493	48818	51259	53822
CS51	NE	HOURLY	20.477	21.501	22.576	23.705	24.890	26.134
		MONTHLY	3549	3727	3913	4109	4314	4530
		ANNUAL	42592	44722	46958	49306	51771	54360
CS52	NE	HOURLY	20.682	21.716	22.802	23.942	25.139	26.396
		MONTHLY	3585	3764	3952	4150	4357	4575
		ANNUAL	43018	45169	47428	49799	52289	54903
CS53	NE	HOURLY	20.889	21.933	23.030	24.181	25.390	26.660
		MONTHLY	3621	3802	3992	4191	4401	4621
		ANNUAL	43448	45621	47902	50297	52812	55452
CS54	NE	HOURLY	21.098	22.152	23.260	24.423	25.644	26.926
		MONTHLY	3657	3840	4032	4233	4445	4667
		ANNUAL	43883	46077	48381	50800	53340	56007
CS55	NE	HOURLY	21.309	22.374	23.493	24.667	25.901	27.196
		MONTHLY	3693	3878	4072	4276	4489	4714
		ANNUAL	44322	46538	48865	51308	53873	56567
CS56	NE	HOURLY	21.522	22.598	23.728	24.914	26.160	27.468
		MONTHLY	3730	3917	4113	4318	4534	4761
		ANNUAL	44765	47003	49353	51821	54412	57133
CS57	NE	HOURLY	21.737	22.824	23.965	25.163	26.421	27.742
		MONTHLY	3768	3956	4154	4362	4580	4809
		ANNUAL	45213	47473	49847	52339	54956	57704
CS58	NE	HOURLY	21.954	23.052	24.204	25.415	26.685	28.020
		MONTHLY	3805	3996	4195	4405	4625	4857
		ANNUAL	45665	47948	50345	52863	55506	58281
CS59	NE	HOURLY	22.174	23.282	24.447	25.669	26.952	28.300
		MONTHLY	3843	4036	4237	4449	4672	4905
		ANNUAL	46121	48427	50849	53391	56061	58864
CS60	NE	HOURLY	22.395	23.515	24.691	25.926	27.222	28.583
		MONTHLY	3882	4076	4280	4494	4718	4954
		ANNUAL	46583	48912	51357	53925	56621	59452
CS61	NE	HOURLY	22.619	23.750	24.938	26.185	27.494	28.869
		MONTHLY	3921	4117	4323	4539	4766	5004
		ANNUAL	47048	49401	51871	54464	57188	60047

Effective July 2013

Employee Units Included:
Redlands Civilian Safety Employees Association

City of Redlands
SALARY SCHEDULE

Range	FLSA Status	Rate Type	A (Minimum)	B	C	D	E (Maximum)	F (Longevity Only)
CS62	NE	HOURLY	22.846	23.988	25.187	26.447	27.769	29.157
		MONTHLY	3960	4158	4366	4584	4813	5054
		ANNUAL	47519	49895	52390	55009	57759	60647
CS63	NE	HOURLY	23.074	24.228	25.439	26.711	28.047	29.449
		MONTHLY	4000	4199	4409	4630	4861	5104
		ANNUAL	47994	50394	52913	55559	58337	61254
CS64	NE	HOURLY	23.305	24.470	25.694	26.978	28.327	29.743
		MONTHLY	4039	4241	4454	4676	4910	5156
		ANNUAL	48474	50898	53443	56115	58920	61866
CS65	NE	HOURLY	23.538	24.715	25.950	27.248	28.610	30.041
		MONTHLY	4080	4284	4498	4723	4959	5207
		ANNUAL	48959	51407	53977	56676	59510	62485
CS66	NE	HOURLY	23.773	24.962	26.210	27.520	28.897	30.341
		MONTHLY	4121	4327	4543	4770	5009	5259
		ANNUAL	49448	51921	54517	57243	60105	63110
CS67	NE	HOURLY	24.011	25.212	26.472	27.796	29.185	30.645
		MONTHLY	4162	4370	4588	4818	5059	5312
		ANNUAL	49943	52440	55062	57815	60706	63741
CS68	NE	HOURLY	24.251	25.464	26.737	28.074	29.477	30.951
		MONTHLY	4204	4414	4634	4866	5109	5365
		ANNUAL	50442	52964	55613	58393	61313	64378
CS69	NE	HOURLY	24.494	25.718	27.004	28.354	29.772	31.261
		MONTHLY	4246	4458	4681	4915	5160	5419
		ANNUAL	50947	53494	56169	58977	61926	65022
CS70	NE	HOURLY	24.739	25.975	27.274	28.638	30.070	31.573
		MONTHLY	4288	4502	4728	4964	5212	5473
		ANNUAL	51456	54029	56730	59567	62545	65672
CS71	NE	HOURLY	24.986	26.235	27.547	28.924	30.371	31.889
		MONTHLY	4331	4547	4775	5014	5264	5527
		ANNUAL	51971	54569	57298	60163	63171	66329
CS72	NE	HOURLY	25.236	26.498	27.822	29.214	30.674	32.208
		MONTHLY	4374	4593	4823	5064	5317	5583
		ANNUAL	52490	55115	57871	60764	63802	66993
CS73	NE	HOURLY	25.488	26.763	28.101	29.506	30.981	32.530
		MONTHLY	4418	4639	4871	5114	5370	5639
		ANNUAL	53015	55666	58449	61372	64440	67662
CS74	NE	HOURLY	25.743	27.030	28.382	29.801	31.291	32.855
		MONTHLY	4462	4685	4919	5165	5424	5695
		ANNUAL	53545	56223	59034	61986	65085	68339

Effective July 2013

Employee Units Included:
Redlands Civilian Safety Employees Association

City of Redlands
SALARY SCHEDULE

Range	FLSA Status	Rate Type	A (Minimum)	B	C	D	E (Maximum)	F (Longevity Only)
CS75	NE	HOURLY	26.000	27.300	28.665	30.099	31.604	33.184
		MONTHLY	4507	4732	4969	5217	5478	5752
		ANNUAL	54081	56785	59624	62605	65736	69022
CS76	NE	HOURLY	26.260	27.573	28.952	30.400	31.920	33.516
		MONTHLY	4552	4779	5018	5269	5533	5809
		ANNUAL	54622	57353	60220	63231	66393	69713
CS77	NE	HOURLY	26.523	27.849	29.242	30.704	32.239	33.851
		MONTHLY	4597	4827	5069	5322	5588	5867
		ANNUAL	55168	57926	60823	63864	67057	70410
CS78	NE	HOURLY	26.788	28.128	29.534	31.011	32.561	34.189
		MONTHLY	4643	4875	5119	5375	5644	5926
		ANNUAL	55720	58506	61431	64502	67728	71114
CS79	NE	HOURLY	27.056	28.409	29.829	31.321	32.887	34.531
		MONTHLY	4690	4924	5170	5429	5700	5985
		ANNUAL	56277	59091	62045	65147	68405	71825
CS80	NE	HOURLY	27.327	28.693	30.128	31.634	33.216	34.877
		MONTHLY	4737	4973	5222	5483	5757	6045
		ANNUAL	56840	59682	62666	65799	69089	72543
CS81	NE	HOURLY	27.600	28.980	30.429	31.950	33.548	35.225
		MONTHLY	4784	5023	5274	5538	5815	6106
		ANNUAL	57408	60278	63292	66457	69780	73269
CS82	NE	HOURLY	27.876	29.270	30.733	32.270	33.883	35.578
		MONTHLY	4832	5073	5327	5593	5873	6167
		ANNUAL	57982	60881	63925	67121	70478	74001
CS83	NE	HOURLY	28.155	29.562	31.041	32.593	34.222	35.933
		MONTHLY	4880	5124	5380	5649	5932	6228
		ANNUAL	58562	61490	64564	67793	71182	74741
CS84	NE	HOURLY	28.436	29.858	31.351	32.919	34.564	36.293
		MONTHLY	4929	5175	5434	5706	5991	6291
		ANNUAL	59147	62105	65210	68471	71894	75489
CS85	NE	HOURLY	28.721	30.157	31.665	33.248	34.910	36.656
		MONTHLY	4978	5227	5489	5763	6051	6354
		ANNUAL	59739	62726	65862	69155	72613	76244
CS86	NE	HOURLY	29.008	30.458	31.981	33.580	35.259	37.022
		MONTHLY	5028	5279	5543	5821	6112	6417
		ANNUAL	60336	63353	66521	69847	73339	77006

Effective July 2013

Employee Units Included:
Redlands Association of Mid-Management Employees

City of Redlands
SALARY SCHEDULE

Range	FLSA Status	Rate Type	A (Minimum)	B	C	D	E (Maximum)	F (Longevity Only)
MM21	E	HOURLY	22.294	23.408	24.579	25.808	27.098	28.453
		MONTHLY	3864	4057	4260	4473	4697	4932
		ANNUAL	46371	48689	51124	53680	56364	59182
MM22	E	HOURLY	22.517	23.642	24.825	26.066	27.369	28.738
		MONTHLY	3903	4098	4303	4518	4744	4981
		ANNUAL	46835	49176	51635	54217	56928	59774
MM23	E	HOURLY	22.742	23.879	25.073	26.326	27.643	29.025
		MONTHLY	3942	4139	4346	4563	4791	5031
		ANNUAL	47303	49668	52151	54759	57497	60372
MM24	E	HOURLY	22.969	24.118	25.324	26.590	27.919	29.315
		MONTHLY	3981	4180	4389	4609	4839	5081
		ANNUAL	47776	50165	52673	55307	58072	60975
MM25	E	HOURLY	23.199	24.359	25.577	26.856	28.198	29.608
		MONTHLY	4021	4222	4433	4655	4888	5132
		ANNUAL	48254	50666	53200	55860	58653	61585
MM26	E	HOURLY	23.431	24.602	25.833	27.124	28.480	29.904
		MONTHLY	4061	4264	4478	4702	4937	5183
		ANNUAL	48736	51173	53732	56418	59239	62201
MM27	E	HOURLY	23.665	24.848	26.091	27.395	28.765	30.203
		MONTHLY	4102	4307	4522	4749	4986	5235
		ANNUAL	49224	51685	54269	56982	59832	62823
MM28	E	HOURLY	23.902	25.097	26.352	27.669	29.053	30.505
		MONTHLY	4143	4350	4568	4796	5036	5288
		ANNUAL	49716	52202	54812	57552	60430	63451
MM29	E	HOURLY	24.141	25.348	26.615	27.946	29.343	30.811
		MONTHLY	4184	4394	4613	4844	5086	5340
		ANNUAL	50213	52724	55360	58128	61034	64086
MM30	E	HOURLY	24.382	25.601	26.881	28.225	29.637	31.119
		MONTHLY	4226	4438	4659	4892	5137	5394
		ANNUAL	50715	53251	55913	58709	61644	64727
MM31	E	HOURLY	24.626	25.857	27.150	28.508	29.933	31.430
		MONTHLY	4269	4482	4706	4941	5188	5448
		ANNUAL	51222	53783	56472	59296	62261	65374
MM32	E	HOURLY	24.872	26.116	27.422	28.793	30.232	31.744
		MONTHLY	4311	4527	4753	4991	5240	5502
		ANNUAL	51734	54321	57037	59889	62884	66028
MM33	E	HOURLY	25.121	26.377	27.696	29.081	30.535	32.062
		MONTHLY	4354	4572	4801	5041	5293	5557
		ANNUAL	52252	54864	57608	60488	63512	66688
MM34	E	HOURLY	25.372	26.641	27.973	29.372	30.840	32.382
		MONTHLY	4398	4618	4849	5091	5346	5613
		ANNUAL	52774	55413	58184	61093	64147	67355
MM35	E	HOURLY	25.626	26.907	28.253	29.665	31.149	32.706
		MONTHLY	4442	4664	4897	5142	5399	5669
		ANNUAL	53302	55967	58766	61704	64789	68028
MM36	E	HOURLY	25.882	27.176	28.535	29.962	31.460	33.033
		MONTHLY	4486	4711	4946	5193	5453	5726
		ANNUAL	53835	56527	59353	62321	65437	68709
MM37	E	HOURLY	26.141	27.448	28.821	30.262	31.775	33.363
		MONTHLY	4531	4758	4996	5245	5508	5783
		ANNUAL	54373	57092	59947	62944	66091	69396

Effective July 2013

Employee Units Included:
Redlands Association of Mid-Management Employees

City of Redlands
SALARY SCHEDULE

Range	FLSA Status	Rate Type	A (Minimum)	B	C	D	E (Maximum)	F (Longevity Only)
MM38	E	HOURLY	26.402	27.723	29.109	30.564	32.092	33.697
		MONTHLY	4576	4805	5046	5298	5563	5841
		ANNUAL	54917	57663	60546	63573	66752	70090
MM39	E	HOURLY	26.666	28.000	29.400	30.870	32.413	34.034
		MONTHLY	4622	4853	5096	5351	5618	5899
		ANNUAL	55466	58240	61152	64209	67420	70791
MM40	E	HOURLY	26.933	28.280	29.694	31.179	32.737	34.374
		MONTHLY	4668	4902	5147	5404	5674	5958
		ANNUAL	56021	58822	61763	64851	68094	71499
MM41	E	HOURLY	27.202	28.563	29.991	31.490	33.065	34.718
		MONTHLY	4715	4951	5198	5458	5731	6018
		ANNUAL	56581	59410	62381	65500	68775	72214
MM42	E	HOURLY	27.475	28.848	30.291	31.805	33.395	35.065
		MONTHLY	4762	5000	5250	5513	5789	6078
		ANNUAL	57147	60004	63005	66155	69463	72936
MM43	E	HOURLY	27.749	29.137	30.594	32.123	33.729	35.416
		MONTHLY	4810	5050	5303	5568	5846	6139
		ANNUAL	57718	60604	63635	66816	70157	73665
MM44	E	HOURLY	28.027	29.428	30.900	32.444	34.067	35.770
		MONTHLY	4858	5101	5356	5624	5905	6200
		ANNUAL	58296	61210	64271	67485	70859	74402
MM45	E	HOURLY	28.307	29.722	31.208	32.769	34.407	36.128
		MONTHLY	4907	5152	5409	5680	5964	6262
		ANNUAL	58879	61823	64914	68159	71567	75146
MM46	E	HOURLY	28.590	30.020	31.521	33.097	34.751	36.489
		MONTHLY	4956	5203	5464	5737	6024	6325
		ANNUAL	59467	62441	65563	68841	72283	75897
MM47	E	HOURLY	28.876	30.320	31.836	33.428	35.099	36.854
		MONTHLY	5005	5255	5518	5794	6084	6388
		ANNUAL	60062	63065	66218	69529	73006	76656
MM48	E	HOURLY	29.165	30.623	32.154	33.762	35.450	37.222
		MONTHLY	5055	5308	5573	5852	6145	6452
		ANNUAL	60663	63696	66881	70225	73736	77423
MM49	E	HOURLY	29.456	30.929	32.476	34.099	35.804	37.595
		MONTHLY	5106	5361	5629	5911	6206	6516
		ANNUAL	61269	64333	67549	70927	74473	78197
MM50	E	HOURLY	29.751	31.239	32.800	34.440	36.162	37.971
		MONTHLY	5157	5415	5685	5970	6268	6582
		ANNUAL	61882	64976	68225	71636	75218	78979
MM51	E	HOURLY	30.048	31.551	33.128	34.785	36.524	38.350
		MONTHLY	5208	5469	5742	6029	6331	6647
		ANNUAL	62501	65626	68907	72353	75970	79769
MM52	E	HOURLY	30.349	31.866	33.460	35.133	36.889	38.734
		MONTHLY	5260	5524	5800	6090	6394	6714
		ANNUAL	63126	66282	69596	73076	76730	80566
MM53	E	HOURLY	30.652	32.185	33.794	35.484	37.258	39.121
		MONTHLY	5313	5579	5858	6151	6458	6781
		ANNUAL	63757	66945	70292	73807	77497	81372
MM54	E	HOURLY	30.959	32.507	34.132	35.839	37.631	39.512
		MONTHLY	5366	5635	5916	6212	6523	6849
		ANNUAL	64395	67614	70995	74545	78272	82186
MM55	E	HOURLY	31.269	32.832	34.474	36.197	38.007	39.907
		MONTHLY	5420	5691	5975	6274	6588	6917
		ANNUAL	65039	68291	71705	75290	79055	83008

Effective July 2013

Employee Units Included:
Redlands Association of Mid-Management Employees

City of Redlands
SALARY SCHEDULE

Range	FLSA Status	Rate Type	A (Minimum)	B	C	D	E (Maximum)	F (Longevity Only)
MM56	E	HOURLY	31.581	33.160	34.818	36.559	38.387	40.307
		MONTHLY	5474	5748	6035	6337	6654	6986
		ANNUAL	65689	68973	72422	76043	79845	83838
MM57	E	HOURLY	31.897	33.492	35.167	36.925	38.771	40.710
		MONTHLY	5529	5805	6096	6400	6720	7056
		ANNUAL	66346	69663	73146	76804	80644	84676
MM58	E	HOURLY	32.216	33.827	35.518	37.294	39.159	41.117
		MONTHLY	5584	5863	6156	6464	6788	7127
		ANNUAL	67009	70360	73878	77572	81450	85523
MM59	E	HOURLY	32.538	34.165	35.873	37.667	39.550	41.528
		MONTHLY	5640	5922	6218	6529	6855	7198
		ANNUAL	67679	71063	74617	78347	82265	86378
MM60	E	HOURLY	32.864	34.507	36.232	38.044	39.946	41.943
		MONTHLY	5696	5981	6280	6594	6924	7270
		ANNUAL	68356	71774	75363	79131	83087	87242
MM61	E	HOURLY	33.192	34.852	36.594	38.424	40.345	42.363
		MONTHLY	5753	6041	6343	6660	6993	7343
		ANNUAL	69040	72492	76116	79922	83918	88114
MM62	E	HOURLY	33.524	35.200	36.960	38.808	40.749	42.786
		MONTHLY	5811	6101	6406	6727	7063	7416
		ANNUAL	69730	73217	76878	80721	84757	88995
MM63	E	HOURLY	33.859	35.552	37.330	39.196	41.156	43.214
		MONTHLY	5869	6162	6471	6794	7134	7490
		ANNUAL	70428	73949	77646	81529	85605	89885
MM64	E	HOURLY	34.198	35.908	37.703	39.588	41.568	43.646
		MONTHLY	5928	6224	6535	6862	7205	7565
		ANNUAL	71132	74688	78423	82344	86461	90784
MM65	E	HOURLY	34.540	36.267	38.080	39.984	41.984	44.083
		MONTHLY	5987	6286	6601	6931	7277	7641
		ANNUAL	71843	75435	79207	83167	87326	91692
MM66	E	HOURLY	34.885	36.630	38.461	40.384	42.403	44.524
		MONTHLY	6047	6349	6667	7000	7350	7717
		ANNUAL	72562	76190	79999	83999	88199	92609
MM67	E	HOURLY	35.234	36.996	38.846	40.788	42.827	44.969
		MONTHLY	6107	6413	6733	7070	7423	7795
		ANNUAL	73287	76952	80799	84839	89081	93535
MM68	E	HOURLY	35.587	37.366	39.234	41.196	43.256	45.418
		MONTHLY	6168	6477	6801	7141	7498	7873
		ANNUAL	74020	77721	81607	85687	89972	94470
MM69	E	HOURLY	35.942	37.740	39.627	41.608	43.688	45.873
		MONTHLY	6230	6542	6869	7212	7573	7951
		ANNUAL	74760	78498	82423	86544	90872	95415
MM70	E	HOURLY	36.302	38.117	40.023	42.024	44.125	46.331
		MONTHLY	6292	6607	6937	7284	7648	8031
		ANNUAL	75508	79283	83247	87410	91780	96369
MM71	E	HOURLY	36.665	38.498	40.423	42.444	44.566	46.795
		MONTHLY	6355	6673	7007	7357	7725	8111
		ANNUAL	76263	80076	84080	88284	92698	97333
MM72	E	HOURLY	37.032	38.883	40.827	42.869	45.012	47.263
		MONTHLY	6419	6740	7077	7431	7802	8192
		ANNUAL	77026	80877	84921	89167	93625	98306
MM73	E	HOURLY	37.402	39.272	41.236	43.297	45.462	47.735
		MONTHLY	6483	6807	7147	7505	7880	8274
		ANNUAL	77796	81686	85770	90058	94561	99289

Effective July 2013

Employee Units Included:
Redlands Association of Mid-Management Employees

City of Redlands
SALARY SCHEDULE

Range	FLSA Status	Rate Type	A (Minimum)	B	C	D	E (Maximum)	F (Longevity Only)
MM74	E	HOURLY	37.776	39.665	41.648	43.730	45.917	48.213
		MONTHLY	6548	6875	7219	7580	7959	8357
		ANNUAL	78574	82502	86628	90959	95507	100282
MM75	E	HOURLY	38.154	40.061	42.064	44.168	46.376	48.695
		MONTHLY	6613	6944	7291	7656	8038	8440
		ANNUAL	79359	83327	87494	91869	96462	101285
MM76	E	HOURLY	38.535	40.462	42.485	44.609	46.840	49.182
		MONTHLY	6679	7013	7364	7732	8119	8525
		ANNUAL	80153	84161	88369	92787	97427	102298
MM77	E	HOURLY	38.920	40.867	42.910	45.055	47.308	49.673
		MONTHLY	6746	7084	7438	7810	8200	8610
		ANNUAL	80955	85002	89252	93715	98401	103321
MM78	E	HOURLY	39.310	41.275	43.339	45.506	47.781	50.170
		MONTHLY	6814	7154	7512	7888	8282	8696
		ANNUAL	81764	85852	90145	94652	99385	104354
MM79	E	HOURLY	39.703	41.688	43.772	45.961	48.259	50.672
		MONTHLY	6882	7226	7587	7967	8365	8783
		ANNUAL	82582	86711	91046	95599	100379	105398
MM80	E	HOURLY	40.100	42.105	44.210	46.421	48.742	51.179
		MONTHLY	6951	7298	7663	8046	8449	8871
		ANNUAL	83408	87578	91957	96555	101382	106452
MM81	E	HOURLY	40.501	42.526	44.652	46.885	49.229	51.690
		MONTHLY	7020	7371	7740	8127	8533	8960
		ANNUAL	84242	88454	92876	97520	102396	107516
MM82	E	HOURLY	40.906	42.951	45.099	47.354	49.721	52.207
		MONTHLY	7090	7445	7817	8208	8618	9049
		ANNUAL	85084	89338	93805	98495	103420	108591
MM83	E	HOURLY	41.315	43.381	45.550	47.827	50.218	52.729
		MONTHLY	7161	7519	7895	8290	8705	9140
		ANNUAL	85935	90232	94743	99480	104454	109677
MM84	E	HOURLY	41.728	43.814	46.005	48.305	50.721	53.257
		MONTHLY	7233	7595	7974	8373	8792	9231
		ANNUAL	86794	91134	95691	100475	105499	110774
MM85	E	HOURLY	42.145	44.253	46.465	48.788	51.228	53.789
		MONTHLY	7305	7670	8054	8457	8879	9323
		ANNUAL	87662	92045	96648	101480	106554	111882

Effective July 2013

Employee Units Included:
 Redlands Professional Firefighters Association
 Redlands Association of Fire Management Employees

City of Redlands
 SALARY SCHEDULE

Title	Range	FLSA Status	Rate Type	A (Minimum)	B	C	D	E	F (Maximum - Available July 1, 2013)	G (Longevity Only - Equivalent to July 1, 2013 F Step Through and Including June 30, 2013)
Firefighter (24 hour days)	F50	NE	HOURLY	20.267	21.280	22.344	23.462	24.635	25.374	26.642
			MONTHLY	4918	5164	5422	5693	5978	6157	6465
			ANNUAL	59017	61968	65067	68320	71736	73888	77582
Fire Engineer (24 hour days)	F55	NE	HOURLY	23.888	25.082	26.336	27.653	29.036	29.907	31.402
			MONTHLY	5797	6087	6391	6710	7046	7257	7620
			ANNUAL	69561	73039	76691	80526	84552	87089	91443
Fire Captain (24 hour days)	F60	NE	HOURLY	27.963	29.361	30.829	32.370	33.989	35.009	36.759
			MONTHLY	6786	7125	7481	7855	8248	8495	8920
			ANNUAL	81428	85499	89774	94263	98976	101945	107043
Battalion Chief (40 hour week)	F79-40	E	HOURLY	50.848	53.390	56.060	58.863	61.806	63.660	66.843
			MONTHLY	8814	9254	9717	10203	10713	11034	11586
			ANNUAL	105763	111052	116604	122434	128556	132413	139033
Battalion Chief (56 hour week)	F79-56	NE	HOURLY	36.320	38.136	40.043	42.045	44.147	45.471	47.745
			MONTHLY	8814	9254	9717	10203	10713	11034	11586
			ANNUAL	105763	111052	116604	122434	128556	132413	139033

Effective July 2013

Employee Units Included:
 Redlands Professional Police Officers Association
 Redlands Association of Safety Management Employees

City of Redlands
 SALARY SCHEDULE

Title	Range	Rate Type	A (Minimum)	B	C	D	E	F (Longevity Only)
Police Officer	P60	HOURLY	29.469	30.943	32.490	34.114	35.820	37.611
		MONTHLY	5108	5363	5632	5913	6209	6519
		ANNUAL	61296	64361	67579	70958	74506	78231
Police Corporal	P64	HOURLY	33.277	34.941	36.688	38.522	40.448	42.470
		MONTHLY	5768	6056	6359	6677	7011	7362
		ANNUAL	69216	72676	76310	80126	84132	88339
Police Sergeant	P70	HOURLY	39.680	41.664	43.747	45.934	48.231	50.643
		MONTHLY	6878	7222	7583	7962	8360	8778
		ANNUAL	82534	86661	90994	95543	100321	105337
Police Lieutenant	P81	HOURLY	51.585	54.165	56.873	59.716	62.702	65.837
		MONTHLY	8941	9389	9858	10351	10868	11412
		ANNUAL	107298	112662	118296	124210	130421	136942
Commander	P89	HOURLY	67.966	71.364	74.932	78.679	82.613	86.744
		MONTHLY	11781	12370	12988	13638	14320	15036
		ANNUAL	141369	148438	155860	163653	171835	180427

Effective July 2013

Employee Units Included:
Redlands Association of Management Employees

City of Redlands
SALARY SCHEDULE

Range	FLSA Status	Rate Type	A (Minimum)	B	C	D	E (Maximum)	F (Longevity Only)
M65		HOURLY	30.638	32.170	33.778	35.467	37.240	39.102
		MONTHLY	5311	5576	5855	6148	6455	6778
		ANNUAL	63727	66913	70259	73771	77460	81333
M66		HOURLY	31.404	32.974	34.623	36.354	38.171	40.080
		MONTHLY	5443	5715	6001	6301	6616	6947
		ANNUAL	65320	68586	72015	75616	79397	83366
M67		HOURLY	32.189	33.798	35.488	37.263	39.126	41.082
		MONTHLY	5579	5858	6151	6459	6782	7121
		ANNUAL	66953	70300	73815	77506	81381	85450
M68		HOURLY	32.994	34.643	36.375	38.194	40.104	42.109
		MONTHLY	5719	6005	6305	6620	6951	7299
		ANNUAL	68627	72058	75661	79444	83416	87587
M69		HOURLY	33.818	35.509	37.285	39.149	41.106	43.162
		MONTHLY	5862	6155	6463	6786	7125	7481
		ANNUAL	70342	73859	77552	81430	85501	89776
M70		HOURLY	34.664	36.397	38.217	40.128	42.134	44.241
		MONTHLY	6008	6309	6624	6955	7303	7668
		ANNUAL	72101	75706	79491	83466	87639	92021
M71		HOURLY	35.530	37.307	39.172	41.131	43.187	45.347
		MONTHLY	6159	6467	6790	7129	7486	7860
		ANNUAL	73903	77598	81478	85552	89830	94321
M72		HOURLY	36.419	38.240	40.152	42.159	44.267	46.480
		MONTHLY	6313	6628	6960	7308	7673	8057
		ANNUAL	75751	79538	83515	87691	92076	96679
M73		HOURLY	37.329	39.196	41.155	43.213	45.374	47.642
		MONTHLY	6470	6794	7134	7490	7865	8258
		ANNUAL	77645	81527	85603	89883	94377	99096
M74		HOURLY	38.262	40.175	42.184	44.293	46.508	48.834
		MONTHLY	6632	6964	7312	7678	8061	8464
		ANNUAL	79586	83565	87743	92130	96737	101574
M75		HOURLY	39.219	41.180	43.239	45.401	47.671	50.054
		MONTHLY	6798	7138	7495	7869	8263	8676
		ANNUAL	81575	85654	89937	94434	99155	104113
M76		HOURLY	40.199	42.209	44.320	46.536	48.863	51.306
		MONTHLY	6968	7316	7682	8066	8470	8893
		ANNUAL	83615	87795	92185	96795	101634	106716

Effective July 2013

Employee Units Included:
Redlands Association of Management Employees

City of Redlands
SALARY SCHEDULE

Range	FLSA Status	Rate Type	A (Minimum)	B	C	D	E (Maximum)	F (Longevity Only)
M77		HOURLY	41.204	43.265	45.428	47.699	50.084	52.588
		MONTHLY	7142	7499	7874	8268	8681	9115
		ANNUAL	85705	89990	94490	99214	104175	109384
M78		HOURLY	42.234	44.346	46.564	48.892	51.336	53.903
		MONTHLY	7321	7687	8071	8475	8898	9343
		ANNUAL	87848	92240	96852	101695	106779	112118
M79		HOURLY	43.290	45.455	47.728	50.114	52.620	55.251
		MONTHLY	7504	7879	8273	8686	9121	9577
		ANNUAL	90044	94546	99273	104237	109449	114921
M80		HOURLY	44.373	46.591	48.921	51.367	53.935	56.632
		MONTHLY	7691	8076	8480	8904	9349	9816
		ANNUAL	92295	96910	101755	106843	112185	117794
M81		HOURLY	45.482	47.756	50.144	52.651	55.284	58.048
		MONTHLY	7884	8278	8692	9126	9582	10062
		ANNUAL	94602	99333	104299	109514	114990	120739
M82		HOURLY	46.619	48.950	51.397	53.967	56.666	59.499
		MONTHLY	8081	8485	8909	9354	9822	10313
		ANNUAL	96967	101816	106907	112252	117865	123758
M83		HOURLY	47.784	50.174	52.682	55.316	58.082	60.986
		MONTHLY	8283	8697	9132	9588	10068	10571
		ANNUAL	99392	104361	109579	115058	120811	126852
M84		HOURLY	48.979	51.428	53.999	56.699	59.534	62.511
		MONTHLY	8490	8914	9360	9828	10319	10835
		ANNUAL	101876	106970	112319	117935	123831	130023
M85		HOURLY	50.204	52.714	55.349	58.117	61.023	64.074
		MONTHLY	8702	9137	9594	10074	10577	11106
		ANNUAL	104423	109645	115127	120883	126927	133274
M86		HOURLY	51.459	54.032	56.733	59.570	62.548	65.676
		MONTHLY	8919	9365	9834	10325	10842	11384
		ANNUAL	107034	112386	118005	123905	130100	136605
M87		HOURLY	52.745	55.382	58.151	61.059	64.112	67.318
		MONTHLY	9142	9600	10080	10584	11113	11668
		ANNUAL	109710	115195	120955	127003	133353	140021
M88		HOURLY	54.064	56.767	59.605	62.586	65.715	69.001
		MONTHLY	9371	9840	10332	10848	11391	11960
		ANNUAL	112453	118075	123979	130178	136687	143521

Effective July 2013

Employee Units Included:
Redlands Association of Management Employees

City of Redlands
SALARY SCHEDULE

Range	FLSA Status	Rate Type	A (Minimum)	B	C	D	E (Maximum)	F (Longevity Only)
M89		HOURLY	55.415	58.186	61.095	64.150	67.358	70.726
		MONTHLY	9605	10086	10590	11119	11675	12259
		ANNUAL	115264	121027	127078	133432	140104	147109
M90		HOURLY	56.801	59.641	62.623	65.754	69.042	72.494
		MONTHLY	9845	10338	10855	11397	11967	12566
		ANNUAL	118145	124053	130255	136768	143607	150787
M91		HOURLY	58.221	61.132	64.188	67.398	70.768	74.306
		MONTHLY	10092	10596	11126	11682	12266	12880
		ANNUAL	121099	127154	133512	140187	147197	154557
M92		HOURLY	59.676	62.660	65.793	69.083	72.537	76.164
		MONTHLY	10344	10861	11404	11974	12573	13202
		ANNUAL	124127	130333	136850	143692	150877	158420
M93		HOURLY	61.168	64.227	67.438	70.810	74.350	78.068
		MONTHLY	10602	11133	11689	12274	12887	13532
		ANNUAL	127230	133591	140271	147284	154649	162381
M94		HOURLY	62.697	65.832	69.124	72.580	76.209	80.019
		MONTHLY	10868	11411	11981	12581	13210	13870
		ANNUAL	130410	136931	143778	150966	158515	166440
M95		HOURLY	64.265	67.478	70.852	74.394	78.114	82.020
		MONTHLY	11139	11696	12281	12895	13540	14217
		ANNUAL	133671	140354	147372	154741	162478	170601
M96		HOURLY	65.871	69.165	72.623	76.254	80.067	84.070
		MONTHLY	11418	11989	12588	13217	13878	14572
		ANNUAL	137012	143863	151056	158609	166540	174867
M97		HOURLY	67.518	70.894	74.439	78.161	82.069	86.172
		MONTHLY	11703	12288	12903	13548	14225	14937
		ANNUAL	140438	147460	154833	162574	170703	179238
M98		HOURLY	69.206	72.666	76.300	80.115	84.120	88.326
		MONTHLY	11996	12596	13225	13887	14581	15310
		ANNUAL	143949	151146	158703	166639	174971	183719
M99		HOURLY	70.936	74.483	78.207	82.118	86.223	90.535
		MONTHLY	12296	12910	13556	14234	14945	15693
		ANNUAL	147547	154925	162671	170805	179345	188312
M100		HOURLY	72.710	76.345	80.162	84.171	88.379	92.798
		MONTHLY	12603	13233	13895	14590	15319	16085
		ANNUAL	151236	158798	166738	175075	183828	193020

Effective July 2013

Department Director Salary Table

Classification	Minimum Monthly Salary	Maximum Monthly Salary
Assistant City Manager	TBD	TBD
Chief Information Officer	10,602	12,888
Development Services Director	10,602	12,888
Director of Municipal Utilities and Public Works Engineering/City Engineer	11,703	14,226
Finance Director	10,602	12,888
Fire Chief	12,227	14,862
Human Resources/Risk Management Director	9,845	11,968
Library Director		12,000*
Police Chief	14,170	16,559
Quality of Life Director	11,139	13,541

* The Library Director is set by the Library Board, not by City Council or the City Manager and is incorporated above for reference only.



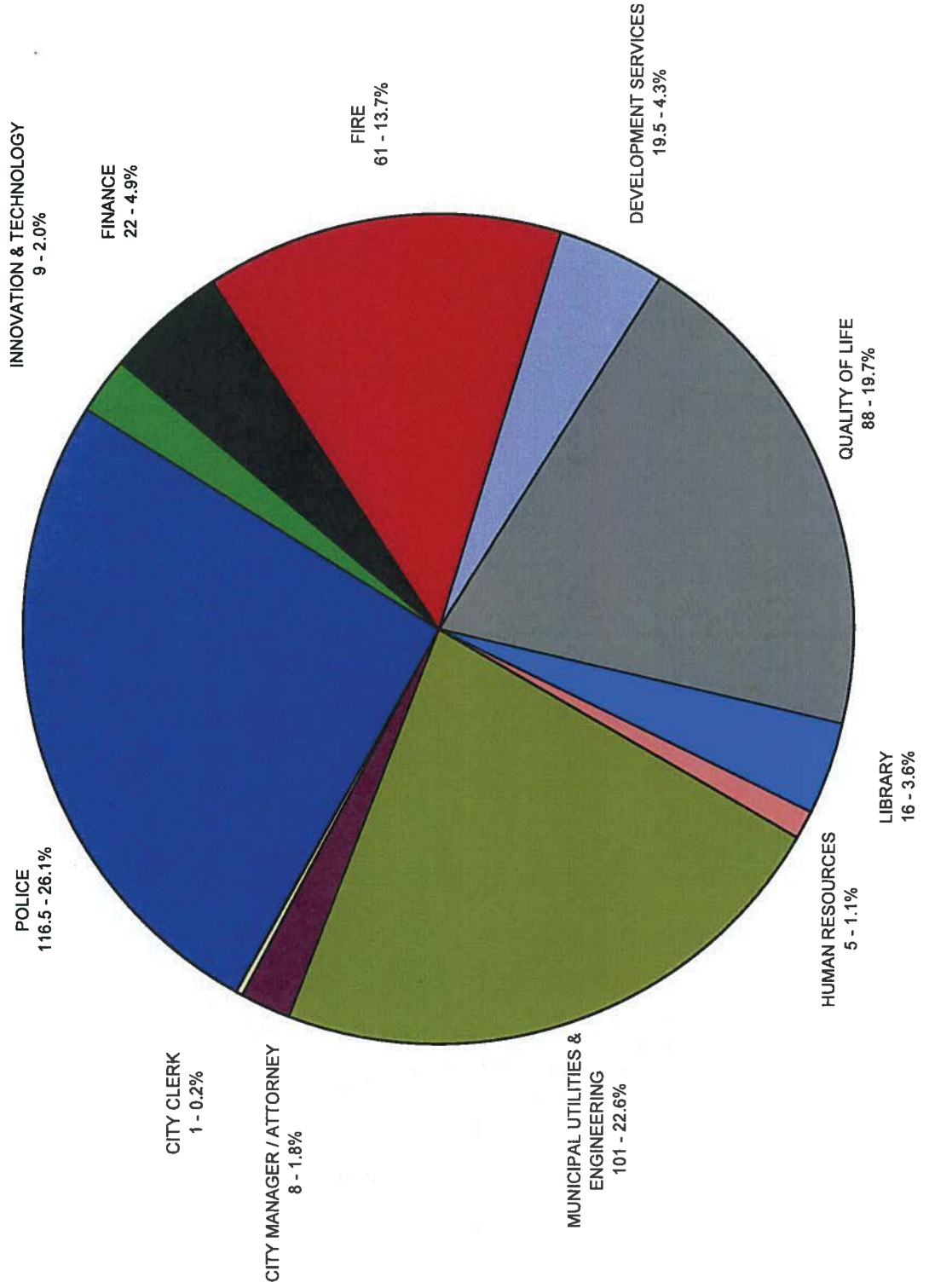
City of
REDLANDS

EMPLOYEES INCLUDED:
Part-time Classifications
Effective July 2013

CLASSIFICATION TITLE	HOURLY RATE/RANGE	
Account Technician		16.997
Administrative Assistant		14.640
Applied Technology Specialist		25.765
Background Investigator		35.000
Building Maintenance Worker		18.540
Business License Inspector		25.716
Camera Operator	16.950	18.690
Cemetery Aide		14.640
Community Service Officer	16.952	18.726
Dispatcher	16.952	18.726
DoIT Client Services Intern		15.000
DoIT GIS Intern		15.000
EMS Quality Assurance Nurse		32.00
Equipment Operator OIT		17.300
Fire Prevention Inspector		23.800
Grounds Maintenance Worker		14.640
HR Intern		10.000
Intern	9.500	15.000
Kennel Attendant		13.484
Library Clerk		13.655
Library Page		8.000
Maintenance Worker		14.935
Museum Attendant		11.378
OSPC Planner		28.000
Planning Intern		10.000
Police Cadet		15.413
Police ID Technician Trainee		15.413
Program Aide		10.080
Program Assistant		14.110
Purchasing Clerk		10.000
Solid Waste Collector		15.000
Sports Official		18.000
Technical Services Clerk		15.055
Utilities Database Intern		9.500
Zanjero		15.800

July 1, 2013

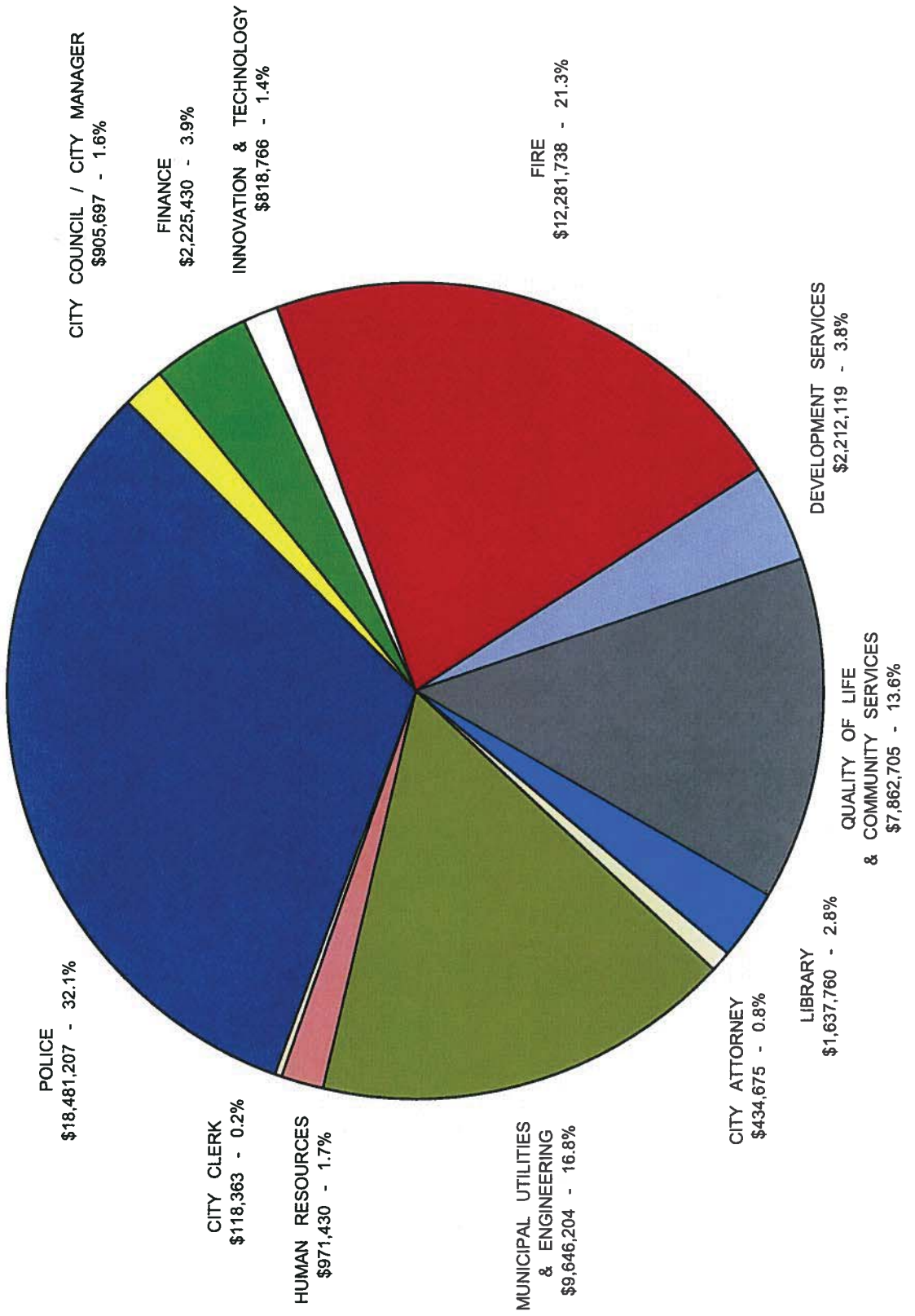
CITY OF REDLANDS 447 FULL-TIME POSITIONS BY DEPARTMENT



Total full time positions differs from salary resolution due to elected and contract employees being included.

(This page intentionally left blank)

CITY OF REDLANDS
SALARIES & BENEFITS - FULL & PART-TIME POSITIONS
BY DEPARTMENT
\$57,596,094



Human Resources includes \$100,000 for the Tuition Reimbursement Program

(This page intentionally left blank)